




2nd Variable: **C**

## Measured Value is 6 microsips

Sample name	3-6R	3-16R	3-22R	
Location and CT scans of the cores in axial and longitudinal directions	Top layer 	Middle layer 	Middle layer 	
Porosity, $\phi$	0.217	0.206	0.214	<b>Average compressibility</b>
$c_f$ (microsips; $\times 10^{-6} \text{ psi}^{-1}$ )	8.57	4.34	6.14	