

From: McAughan, Kelly
Sent: Thu May 06 13:06:24 2010
To: Peijs, Jasper; Yeilding, Cindy
Cc: Bozeman, Walt; Ritchie, Bryan; MC252_Email_Retention; Epps, David S; Kercho, Debbie A
Subject: RE: WCD Plots
Importance: Normal
Attachments: WCD Plots - Macondo1 - 050610.ppt; Forecast from MBAL 5-6.xls

Jasper,
Ran the new cases and put them in a graph with the other 6 (total of 8 cases now). I attached the excel file as well so you can edit freely. Let me know if there is anything else!

Kelly

From: Peijs, Jasper
Sent: Thursday, May 06, 2010 6:59 AM
To: McAughan, Kelly
Subject: RE: WCD Plots

Kelly,

Could you please run two more cases; with initial flow rates of 40,000 and 60,000.

Many thanks,


Jasper

From: McAughan, Kelly
Sent: 05 May 2010 22:04
To: Peijs, Jasper; Yeilding, Cindy
Cc: Bozeman, Walt; Epps, David S; Kercho, Debbie A
Subject: WCD Plots
Here are the plots that were discussed. Please contact me if you need anything further.

Thanks,
Kelly

Cell [REDACTED]
Home [REDACTED]

CONFIDENTIAL

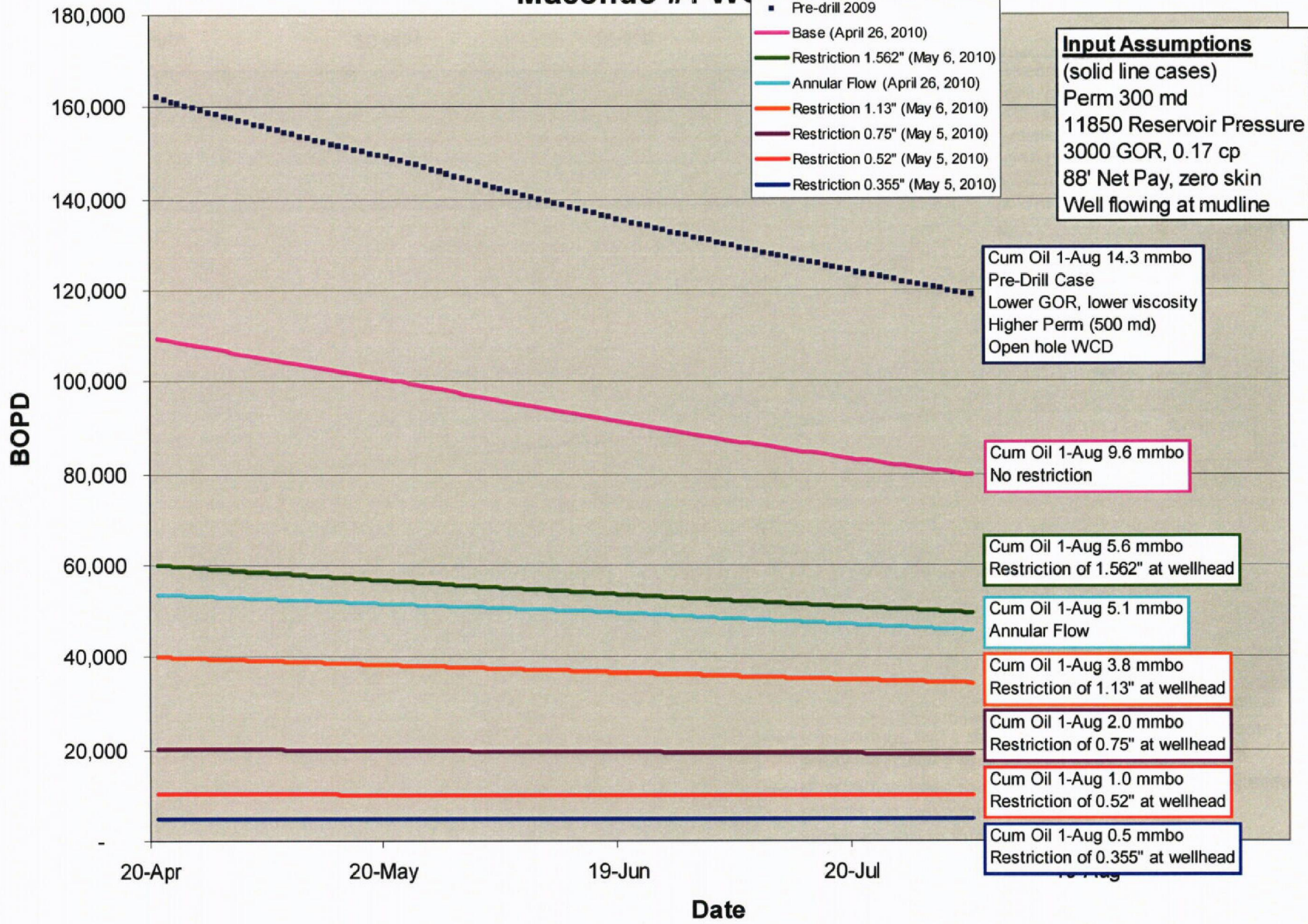


BP-HZN-2179MDL04800330
BPD344-000762

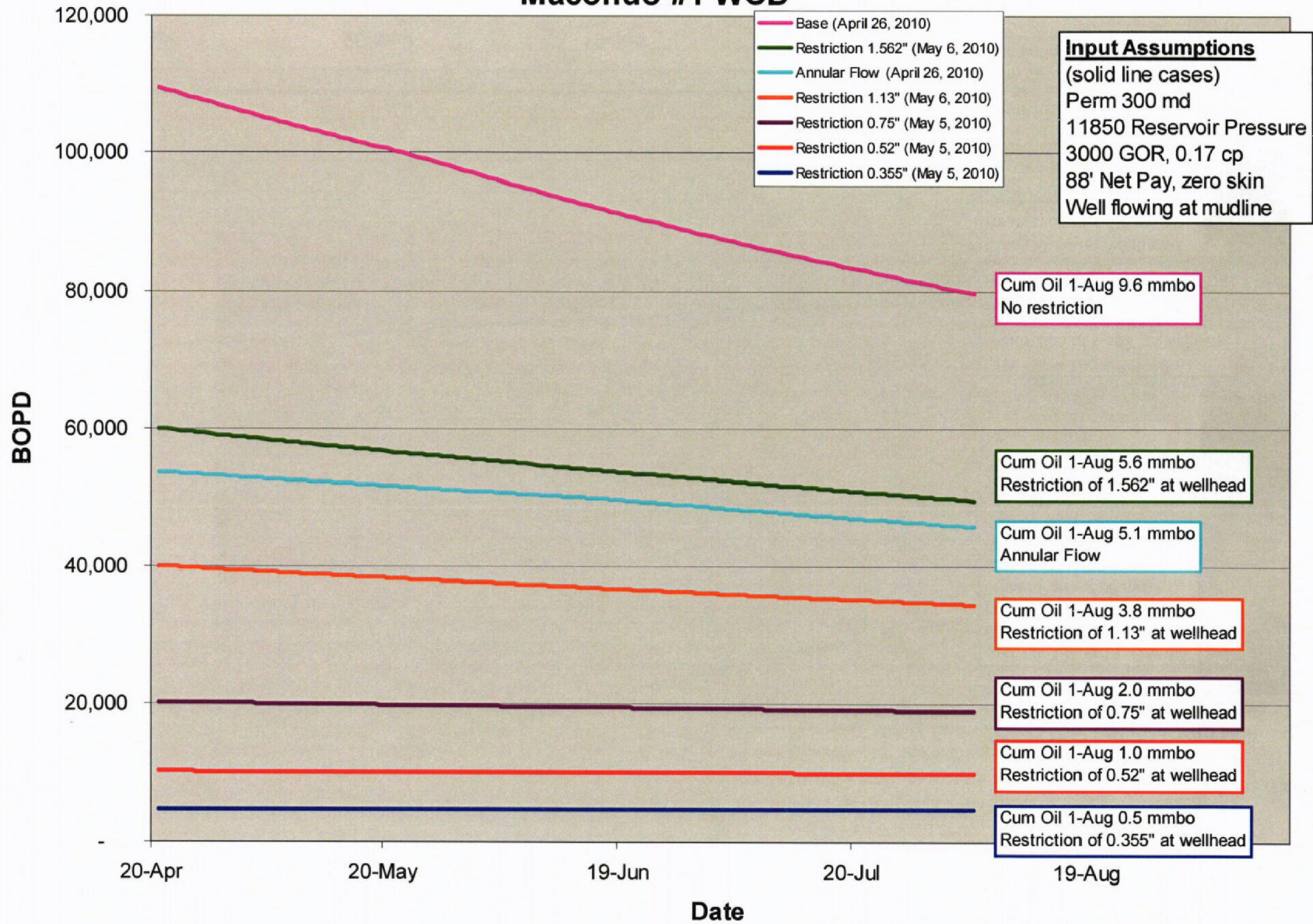
TREX 009330.0001

TREX-009330.0001

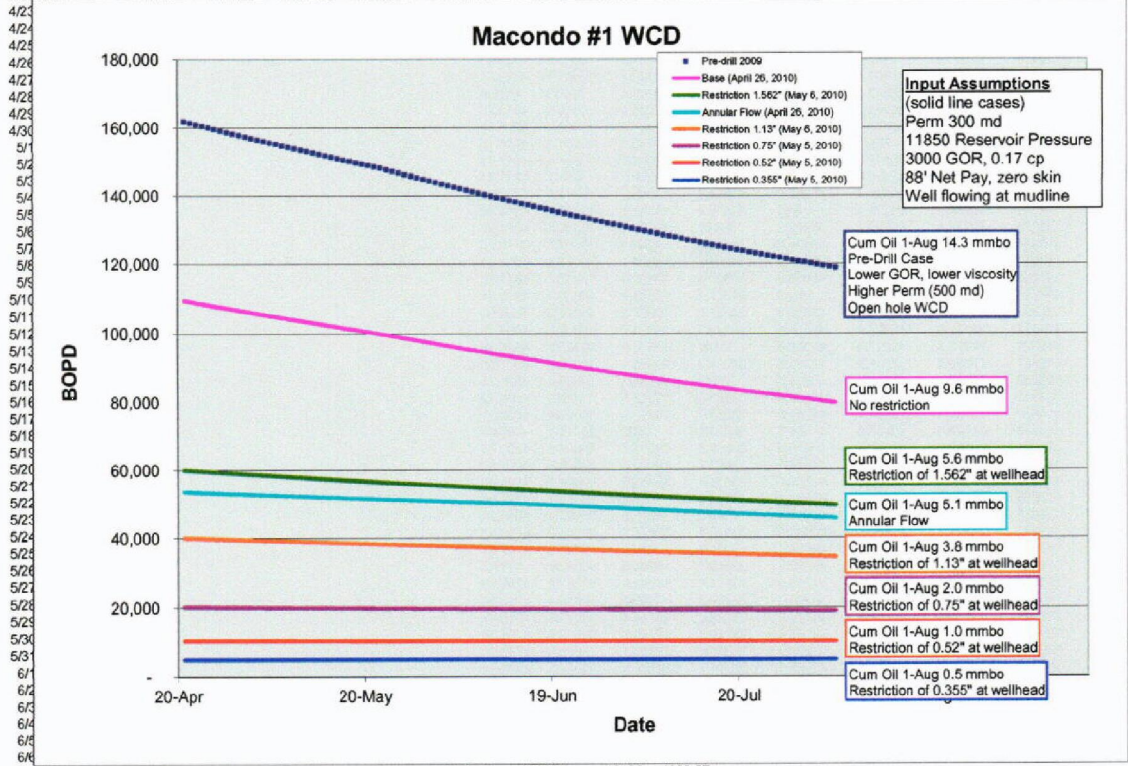
Macondo #1 WCD



Macondo #1 WCD



	14,307,834	9,637,634	5,589,595	5,120,890	3,800,951	2,004,318	1,037,834	495,696	-	-
Date	Pre-drill 2009	Base (April 2	Restriction 1.	Annular Flow	Restriction 1.	Restriction 0	Restriction 0	Restriction 0.355" (May 5, 2010)		
4/21/2010	162000	109424	60042.3	53742.7	40045	20244.3	10299.7	4901.75		
4/22/2010	161533	109103	59926.9	53672.4	39985.6	20232.1	10297.2	4900.91		



6/7/2010	141244	95154.5	55006	50613.9	37395.2	19685.4	10183	4862.57
6/8/2010	140799	94848.1	54907.1	50551.3	37342	19673.8	10180.5	4861.74
6/9/2010	140356	94543.6	54808.5	50488.9	37289	19662.2	10178	4860.91
6/10/2010	139915	94240.9	54710.2	50426.6	37236	19650.6	10175.6	4860.09
6/11/2010	139478	93939.9	54612.2	50364.5	37183.2	19639.1	10173.1	4859.26
6/12/2010	139043	93640.8	54514.6	50302.6	37130.5	19627.5	10170.7	4858.43
6/13/2010	138610	93343.4	54417.3	50240.8	37077.9	19616	10168.2	4857.6
6/14/2010	138180	93047.7	54320.3	50179.2	37025.5	19604.5	10165.8	4856.78
6/15/2010	137752	92753.8	54223.6	50117.7	36973.1	19593	10163.3	4855.95
6/16/2010	137327	92461.6	54127.2	50056.4	36920.9	19581.5	10160.9	4855.12
6/19/2010	136905	92171.1	54031.2	49995.3	36868.9	19570	10158.4	4854.3
6/18/2010	136485	91882.3	53935.4	49933.9	36816.9	19558.5	10156	4853.47
6/19/2010	136067	91595.1	53840	49872.3	36765.1	19547	10153.5	4852.64
6/20/2010	135652	91309.7	53744.8	49810.7	36713.4	19535.6	10151.1	4851.82
6/21/2010	135239	91025.9	53650	49749.5	36661.8	19524.2	10148.6	4850.99
6/22/2010	134829	90743.7	53555.5	49688.3	36610.3	19512.7	10146.2	4850.17
6/23/2010	134421	90463.2	53461.3	49627.4	36559	19501.3	10143.8	4849.34
6/24/2010	134015	90184.2	53367.4	49567.1	36507.8	19489.9	10141.3	4848.51
6/25/2010	133611	89906.9	53273.8	49507.3	36456.7	19478.5	10138.9	4847.69
6/26/2010	133210	89631.2	53180.5	49448.2	36405.7	19467.1	10136.4	4846.87
6/27/2010	132812	89357.1	53087.5	49389.7	36354.9	19455.8	10134	4846.04
6/28/2010	132415	89084.5	52994.8	49331.9	36304.1	19444.4	10131.6	4845.22
6/29/2010	132021	88813.5	52902.4	49274.6	36253.5	19433.1	10129.1	4844.39
6/30/2010	131629	88544	52810.3	49217.8	36203	19421.8	10126.7	4843.57
7/1/2010	131239	88276	52718.5	49161.4	36152.6	19410.4	10124.3	4842.75
7/2/2010	130852	88009.6	52627	49105.4	36102.4	19399.1	10121.8	4841.92
7/3/2010	130466	87744.7	52535.8	49050.1	36052.3	19387.8	10119.4	4841.1
7/4/2010	130083	87481.2	52444.8	48995.3	36002.2	19376.6	10117	4840.28
7/5/2010	129702	87219.3	52354.2	48941.1	35952.3	19365.3	10114.5	4839.45
7/6/2010	129322	86958.2	52263.9	48887.4	35902.6	19354	10112.1	4838.63
7/7/2010	128946	86699.2	52173.8	48834.2	35852.9	19342.8	10109.7	4837.81
7/8/2010	128571	86441.7	52084	48781.5	35803.3	19331.6	10107.3	4836.99
7/9/2010	128199	86185.6	51994.6	48729.3	35753.9	19320.3	10104.8	4836.17
7/10/2010	127828	85930.9	51905.4	48677.6	35704.6	19309.1	10102.4	4835.34
7/11/2010	127460	85677.6	51816.4	48626.4	35655.4	19297.9	10100	4834.52
7/12/2010	127094	85425.8	51727.8	48575.7	35606.3	19286.8	10097.6	4833.7
7/13/2010	126729	85175.3	51639.5	48525.6	35557.3	19275.6	10095.2	4832.88
7/14/2010	126367	84926.3	51551.4	48475.9	35508.5	19264.4	10092.7	4832.06
7/15/2010	126007	84678.6	51463.6	48426.7	35459.7	19253.3	10090.3	4831.24
7/16/2010	125648	84432.2	51376.1	48377.9	35411.1	19242.1	10087.9	4830.42
7/17/2010	125292	84187.3	51288.8	48329.5	35362.6	19231	10085.5	4829.6
7/18/2010	124938	83943.7	51201.9	48281.7	35314.2	19219.9	10083.1	4828.78

Graph

#####	94198	62810	42998.7	40732.5	31303.3	18246.6	9782.51	4754.35
#####	93925	62622.7	42919.7	40669.9	31264.1	18236.5	9778.74	4753.55
#####	93654	62436.1	42841	40607.5	31225	18226.5	9774.98	4752.75
#####	93384	62250.3	42762.5	40545.3	31185.9	18216.4	9771.22	4751.95
#####	93115	62065.3	42684.3	40483.2	31146.9	18206.4	9767.47	4751.15
#####	92847	61881	42606.3	40421.3	31108.1	18196.4	9763.71	4750.36
#####	92580	61697.5	42528.5	40359.5	31069.3	18186.3	9759.96	4749.56
#####	92314	61514.7	42451	40298	31030.5	18176.3	9756.21	4748.76
#####	92049	61332.6	42373.7	40236.6	30991.9	18166.3	9752.47	4747.96
#####	91785	61151.3	42296.7	40175.4	30953.4	18156.4	9748.72	4747.17
#####	91523	60970.8	42219.9	40114.3	30914.9	18146.4	9744.98	4746.37
#####	91261	60790.9	42143.4	40053.4	30876.5	18136.4	9741.24	4745.57
#####	91000	60611.8	42067.1	39992.7	30838.2	18126.5	9737.5	4744.78
#####	90741	60433.4	41991.1	39932.1	30800	18116.5	9733.77	4743.98
#####	90482	60255.7	41915.2	39871.8	30761.9	18106.6	9730.04	4743.19
#####	90225	60078.8	41839.7	39811.6	30723.8	18096.7	9726.31	4742.39
#####	89969	59902.6	41764.3	39751.5	30685.9	18086.8	9722.58	4741.6
#####	89713	59727	41689.2	39691.6	30648	18076.9	9718.85	4740.8
#####	89459	59552.2	41614.3	39631.9	30610.2	18067	9715.13	4740.01
#####	89206	59378	41539.7	39572.3	30572.4	18057.1	9711.41	4739.21
#####	88954	59204.6	41465.3	39512.9	30534.8	18047.2	9707.69	4738.42
#####	88702	59031.8	41391.1	39453.7	30497.2	18037.4	9703.98	4737.62
#####	88452	58859.8	41317.1	39394.6	30459.8	18027.5	9700.26	4736.83
#####	88203	58688.4	41243.4	39335.7	30422.4	18017.7	9696.55	4736.04
#####	87954	58517.7	41169.9	39277	30385	18007.9	9692.84	4735.24
#####	87707	58347.7	41096.7	39218.4	30347.8	17998.1	9689.14	4734.45
#####	87461	58178.4	41023.6	39160	30310.6	17988.3	9685.43	4733.66
#####	87216	58009.7	40950.8	39101.7	30273.6	17978.5	9681.73	4732.87
#####	86971	57841.7	40878.2	39043.6	30236.6	17968.7	9678.03	4732.07
#####	86728	57674.4	40805.8	38985.7	30199.6	17958.9	9674.33	4731.28
#####	86485	57507.7	40733.7	38927.9	30162.8	17949.1	9670.64	4730.49
#####	86244	57341.7	40661.8	38870.2	30126	17939.4	9666.95	4729.7
#####	86003	57176.3	40590.1	38812.7	30089.3	17929.6	9663.26	4728.9
#####	85764	57011.6	40518.6	38755.4	30052.7	17919.9	9659.57	4728.11
#####	85525	56847.5	40447.3	38698.2	30016.2	17910.2	9655.88	4727.32
#####	85287	56684.1	40376.3	38641.2	29979.7	17900.5	9652.2	4726.53
#####	85051	56521.3	40305.4	38584.4	29943.4	17890.8	9648.52	4725.74
#####	84815	56359.2	40234.8	38527.6	29907.1	17881.1	9644.84	4724.95
#####	84580	56197.6	40164.4	38471.1	29870.8	17871.4	9641.17	4724.16
#####	84346	56036.7	40094.2	38414.7	29834.7	17861.7	9637.49	4723.37
#####	84113	55876.5	40024.2	38358.4	29798.6	17852	9633.82	4722.58
#####	83881	55716.9	39954.5	38302.3	29762.6	17842.4	9630.15	4721.79
#####	83649	55557.8	39884.9	38246.4	29726.7	17832.7	9626.49	4721
#####	83419	55399.4	39815.6	38190.6	29690.9	17823.1	9622.82	4720.21
#####	83189	55241.6	39746.4	38134.9	29655.1	17813.5	9619.16	4719.42
#####	82961	55084.5	39677.5	38079.4	29619.4	17803.9	9615.5	4718.64
#####	82733	54927.9	39608.8	38024	29583.8	17794.3	9611.84	4717.85
#####	82506	54771.9	39540.3	37968.8	29548.2	17784.7	9608.19	4717.06
#####	82280	54616.6	39472	37913.8	29512.8	17775.1	9604.53	4716.27
#####	82055	54461.8	39403.9	37858.8	29477.4	17765.5	9600.88	4715.48
#####	81831	54307.6	39336	37804.1	29442.1	17756	9597.24	4714.7
#####	81607	54154	39268.3	37749.4	29406.8	17746.4	9593.59	4713.91
#####	81385	54001	39200.8	37695	29371.7	17736.9	9589.95	4713.12
#####	81163	53848.6	39133.5	37640.6	29336.6	17727.3	9586.31	4712.33
#####	80942	53696.8	39066.4	37586.4	29301.5	17717.8	9582.67	4711.55
#####	80722	53545.6	38999.5	37532.4	29266.6	17708.3	9579.03	4710.76
#####	80503	53394.9	38932.8	37478.5	29231.7	17698.8	9575.4	4709.97
#####	80285	53244.8	38866.3	37424.7	29196.9	17689.3	9571.76	4709.19
#####	80067	53095.3	38800	37371.1	29162.2	17679.8	9568.13	4708.4
#####	79851	52946.3	38733.9	37317.6	29127.5	17670.3	9564.51	4707.62
#####	79635	52797.9	38668	37264.2	29092.9	17660.9	9560.88	4706.83
#####	79420	52650.1	38602.3	37211	29058.4	17651.4	9557.26	4706.05
#####	79206	52502.8	38536.8	37158	29024	17642	9553.64	4705.26
#####	78992	52356.1	38471.5	37105	28989.6	17632.5	9550.02	4704.48
#####	78779	52209.9	38406.3	37052.3	28955.3	17623.1	9546.4	4703.69
#####	78568	52064.3	38341.4	36999.6	28921.1	17613.7	9542.79	4702.91
#####	78357	51919.3	38276.6	36947.1	28886.9	17604.3	9539.18	4702.12
#####	78146	51774.7	38212.1	36894.7	28852.8	17594.9	9535.57	4701.34
#####	77937	51630.8	38147.7	36842.5	28818.8	17585.5	9531.96	4700.56
#####	77728	51487.3	38083.5	36790.4	28784.9	17576.1	9528.36	4699.77
#####	77521	51344.4	38019.5	36738.4	28751	17566.8	9524.76	4698.99
#####	77314	51202.1	37955.7	36686.6	28717.2	17557.4	9521.16	4698.21
#####	77107	51060.2	37892.1	36634.9	28683.4	17548.1	9517.56	4697.43
#####	76902	50918.9	37828.7	36583.3	28649.8	17538.7	9513.96	4696.64
#####	76902	50918.9	37828.7	36583.3	28649.8	17538.7	9513.96	4696.64

Graph

BASE

PRODUCTION PREDICTION - TANK RESULTS #
#####

.....
. Stream : Prediction .
.....

Time (date m/d/)	Tank Pressure (psig)	Oil Rate (STB/day)	Gas Rate (MMscf/day)
4/19/2010	11850	0	0
4/20/2010	11850	0	0
4/21/2010	11850	109424	328.271
4/22/2010	11813.7	109103	327.31
4/23/2010	11777.6	108784	326.352
4/24/2010	11741.6	108466	325.399
4/25/2010	11705.9	108150	324.451
4/26/2010	11670.4	107836	323.508
4/27/2010	11635.1	107523	322.569
4/28/2010	11600	107212	321.636
4/29/2010	11565.1	106903	320.708
4/30/2010	11530.3	106595	319.784
5/1/2010	11495.8	106289	318.866
5/2/2010	11461.5	105984	317.953
5/3/2010	11427.3	105681	317.044
5/4/2010	11393.3	105380	316.141
5/5/2010	11359.6	105081	315.242
5/6/2010	11326	104783	314.349
5/7/2010	11292.6	104487	313.46
5/8/2010	11259.3	104192	312.577
5/9/2010	11226.3	103899	311.698
5/10/2010	11193.4	103608	310.824
5/11/2010	11160.8	103318	309.954
5/12/2010	11128.3	103030	309.09
5/13/2010	11096	102743	308.23
5/14/2010	11063.8	102458	307.375
5/15/2010	11031.8	102175	306.525
5/16/2010	11000	101893	305.679
5/17/2010	10968.4	101613	304.838
5/18/2010	10937	101334	304.001
5/19/2010	10905.7	101056	303.169
5/20/2010	10874.6	100781	302.342
5/21/2010	10843.7	100506	301.519
5/22/2010	10812.9	100233	300.7
5/23/2010	10782.3	99962.1	299.886
5/24/2010	10751.8	99642	298.926
5/25/2010	10721.6	99308.7	297.926

Base 109k

TREX 009330.0008

TREX-009330.0008

5/26/2010	10691.5	98977.5	296.932
5/27/2010	10661.6	98648.2	295.945
5/28/2010	10631.9	98320.9	294.963
5/29/2010	10602.3	97995.6	293.987
5/30/2010	10573	97672.3	293.017
5/31/2010	10543.8	97350.9	292.053
6/1/2010	10514.8	97031.4	291.094
6/2/2010	10485.9	96713.9	290.142
6/3/2010	10457.2	96398.3	289.195
6/4/2010	10428.7	96084.5	288.254
6/5/2010	10400.4	95772.6	287.318
6/6/2010	10372.2	95462.6	286.388
6/7/2010	10344.2	95154.5	285.463
6/8/2010	10316.4	94848.1	284.544
6/9/2010	10288.7	94543.6	283.631
6/10/2010	10261.2	94240.9	282.723
6/11/2010	10233.8	93939.9	281.82
6/12/2010	10206.7	93640.8	280.922
6/13/2010	10179.6	93343.4	280.03
6/14/2010	10152.7	93047.7	279.143
6/15/2010	10126	92753.8	278.261
6/16/2010	10099.5	92461.6	277.385
6/17/2010	10073	92171.1	276.513
6/18/2010	10046.8	91882.3	275.647
6/19/2010	10020.7	91595.1	274.785
6/20/2010	9994.72	91309.7	273.929
6/21/2010	9968.91	91025.9	273.078
6/22/2010	9943.24	90743.7	272.231
6/23/2010	9917.73	90463.2	271.389
6/24/2010	9892.36	90184.2	270.553
6/25/2010	9867.13	89906.9	269.721
6/26/2010	9842.05	89631.2	268.894
6/27/2010	9817.1	89357.1	268.071
6/28/2010	9792.3	89084.5	267.253
6/29/2010	9767.64	88813.5	266.44
6/30/2010	9743.12	88544	265.632
7/1/2010	9718.74	88276	264.828
7/2/2010	9694.49	88009.6	264.029
7/3/2010	9670.38	87744.7	263.234
7/4/2010	9646.4	87481.2	262.444
7/5/2010	9622.56	87219.3	261.658
7/6/2010	9598.79	86958.2	260.875
7/7/2010	9575.21	86699.2	260.098
7/8/2010	9551.76	86441.7	259.325
7/9/2010	9528.44	86185.6	258.557
7/10/2010	9505.25	85930.9	257.793
7/11/2010	9482.19	85677.6	257.033
7/12/2010	9459.26	85425.8	256.277
7/13/2010	9436.45	85175.3	255.526
7/14/2010	9413.77	84926.3	254.779
7/15/2010	9391.21	84678.6	254.036

Base 109k

TREX 009330.0009

TREX-009330.0009

7/16/2010	9368.77	84432.2	253.297
7/17/2010	9346.45	84187.3	252.562
7/18/2010	9324.26	83943.7	251.831
7/19/2010	9302.19	83701.4	251.104
7/20/2010	9280.23	83460.4	250.381
7/21/2010	9258.4	83220.8	249.662
7/22/2010	9236.68	82982.4	248.947
7/23/2010	9215.08	82745.4	248.236
7/24/2010	9193.6	82509.6	247.529
7/25/2010	9172.23	82275.1	246.825
7/26/2010	9150.97	82041.9	246.126
7/27/2010	9129.83	81810	245.43
7/28/2010	9108.8	81579.3	244.738
7/29/2010	9087.88	81349.8	244.049
7/30/2010	9067.08	81121.6	243.365
7/31/2010	9046.38	80894.5	242.684
8/1/2010	9025.79	80668.7	242.006
8/2/2010	9005.31	80444.1	241.332
8/3/2010	8984.94	80220.7	240.662
8/4/2010	8964.68	79998.5	239.995
8/5/2010	8944.52	79777.4	239.332
8/6/2010	8924.47	79500	238.5
8/7/2010	8904.54	79221.2	237.664
8/8/2010	8884.72	78944.2	236.832
8/9/2010	8865.03	78668.7	236.006
8/10/2010	8845.45	78395	235.185
8/11/2010	8825.98	78122.9	234.369
8/12/2010	8806.64	77852.4	233.557
8/13/2010	8787.4	77583.5	232.75
8/14/2010	8768.28	77316.1	231.948
8/15/2010	8749.27	77050.4	231.151
8/16/2010	8730.37	76786.3	230.359
8/17/2010	8711.58	76523.6	229.571
8/18/2010	8692.91	76262.6	228.788
8/19/2010	8674.34	76003	228.009
8/20/2010	8655.87	75745	227.235
8/21/2010	8637.52	75488.5	226.466
8/22/2010	8619.27	75233.5	225.7
8/23/2010	8601.12	74979.9	224.94
8/24/2010	8583.08	74727.9	224.184
8/25/2010	8565.15	74477.2	223.432
8/26/2010	8547.31	74228	222.684
8/27/2010	8529.58	73980.3	221.941
8/28/2010	8511.95	73734	221.202
8/29/2010	8494.41	73489	220.467
8/30/2010	8476.98	73245.5	219.736
8/31/2010	8459.65	73003.4	219.01
9/1/2010	8442.41	72762.6	218.288
9/2/2010	8425.27	72523.2	217.57
9/3/2010	8408.22	72285.1	216.855
9/4/2010	8391.28	72048.4	216.145

Base 109k

TREX 009330.0010

TREX-009330.0010

9/5/2010	8374.42	71813	215.439
9/6/2010	8357.66	71579	214.737
9/7/2010	8340.99	71346.2	214.039
9/8/2010	8324.42	71114.8	213.344
9/9/2010	8307.94	70884.6	212.654
9/10/2010	8291.54	70655.7	211.967
9/11/2010	8275.24	70428.1	211.284
9/12/2010	8259.03	70201.7	210.605
9/13/2010	8242.91	69976.6	209.93
9/14/2010	8226.87	69752.8	209.258
9/15/2010	8210.92	69530.1	208.59
9/16/2010	8195.06	69308.7	207.926
9/17/2010	8179.29	69088.5	207.265
9/18/2010	8163.6	68869.5	206.608
9/19/2010	8147.99	68651.6	205.955
9/20/2010	8132.47	68435	205.305
9/21/2010	8117.03	68219.5	204.659
9/22/2010	8101.68	68005.2	204.016
9/23/2010	8086.41	67792.1	203.376
9/24/2010	8071.22	67580.1	202.74
9/25/2010	8056.11	67369.2	202.108
9/26/2010	8041.08	67159.5	201.478
9/27/2010	8026.13	66950.9	200.853
9/28/2010	8011.26	66743.4	200.23
9/29/2010	7996.46	66537	199.611
9/30/2010	7981.75	66331.7	198.995
10/1/2010	7967.11	66127.4	198.382
10/2/2010	7952.55	65924.3	197.773
10/3/2010	7938.07	65722.2	197.167
10/4/2010	7923.66	65521.2	196.564
10/5/2010	7909.33	65321.3	195.964
10/6/2010	7895.07	65122.3	195.367
10/7/2010	7880.88	64924.5	194.773
10/8/2010	7866.77	64727.6	194.183
10/9/2010	7852.73	64531.8	193.595
#####	7838.77	64337	193.011
#####	7824.87	64143.2	192.43
#####	7811.05	63950.4	191.851
#####	7797.3	63758.3	191.275
#####	7783.62	63567.1	190.701
#####	7770	63376.7	190.13
#####	7756.46	63187	189.561
#####	7742.99	62998.1	188.994
#####	7729.58	62810	188.43
#####	7716.24	62622.7	187.868
#####	7702.97	62436.1	187.308
#####	7689.77	62250.3	186.751
#####	7676.63	62065.3	186.196
#####	7663.56	61881	185.643
#####	7650.56	61697.5	185.092
#####	7637.62	61514.7	184.544

Base 109k

TREX 009330.0011

TREX-009330.0011

#####	7624.74	61332.6	183.998
#####	7611.93	61151.3	183.454
#####	7599.18	60970.8	182.912
#####	7586.5	60790.9	182.373
#####	7573.88	60611.8	181.835
#####	7561.32	60433.4	181.3
11/1/2010	7548.83	60255.7	180.767
11/2/2010	7536.4	60078.8	180.236
11/3/2010	7524.03	59902.5	179.708
11/4/2010	7511.71	59727	179.181
11/5/2010	7499.46	59552.2	178.656
11/6/2010	7487.28	59378	178.134
11/7/2010	7475.15	59204.6	177.614
11/8/2010	7463.08	59031.8	177.096
11/9/2010	7451.06	58859.8	176.579
#####	7439.11	58688.4	176.065
#####	7427.22	58517.7	175.553
#####	7415.38	58347.7	175.043
#####	7403.6	58178.4	174.535
#####	7391.88	58009.7	174.029
#####	7380.22	57841.7	173.525
#####	7368.61	57674.4	173.023
#####	7357.06	57507.7	172.523
#####	7345.56	57341.7	172.025
#####	7334.12	57176.3	171.529
#####	7322.74	57011.6	171.035
#####	7311.4	56847.5	170.543
#####	7300.13	56684.1	170.052
#####	7288.91	56521.3	169.564
#####	7277.74	56359.2	169.077
#####	7266.62	56197.6	168.593
#####	7255.56	56036.7	168.11
#####	7244.55	55876.5	167.629
#####	7233.59	55716.9	167.151
#####	7222.68	55557.8	166.673
#####	7211.83	55399.4	166.198
12/1/2010	7201.03	55241.6	165.725
12/2/2010	7190.27	55084.5	165.253
12/3/2010	7179.57	54927.9	164.784
12/4/2010	7168.92	54771.9	164.316
12/5/2010	7158.32	54616.6	163.85
12/6/2010	7147.77	54461.8	163.385
12/7/2010	7137.27	54307.6	162.923
12/8/2010	7126.81	54154	162.462
12/9/2010	7116.41	54001	162.003
#####	7106.05	53848.6	161.546
#####	7095.75	53696.8	161.09
#####	7085.49	53545.6	160.637
#####	7075.27	53394.9	160.185
#####	7065.11	53244.8	159.734
#####	7054.99	53095.3	159.286

Base 109k

TREX 009330.0012

TREX-009330.0012

#####	7044.92	52946.3	158.839
#####	7034.89	52797.9	158.394
#####	7024.92	52650.1	157.95
#####	7014.98	52502.8	157.508
#####	7005.1	52356.1	157.068
#####	6995.25	52209.9	156.63
#####	6985.46	52064.3	156.193
#####	6975.7	51919.3	155.758
#####	6966	51774.7	155.324
#####	6956.33	51630.8	154.892
#####	6946.71	51487.3	154.462
#####	6937.14	51344.4	154.033
#####	6927.6	51202.1	153.606
#####	6918.11	51060.2	153.181
#####	6908.67	50918.9	152.757
#####	6899.26	50918.9	152.757

Base 109k

TREX 009330.0013

TREX-009330.0013

1.562" Restriction

PRODUCTION PREDICTION - TANK RESULTS #
#####

.....
. Stream : Prediction .
.....

Time (date m/d/)	Tank Pressure (psig)	Oil Rate (STB/day)	Gas Rate (MMscf/day)
4/19/2010	11850	0	0
4/20/2010	11850	0	0
4/21/2010	11850	60042.3	180.127
4/22/2010	11830	59926.9	179.781
4/23/2010	11810.2	59812	179.436
4/24/2010	11790.3	59697.4	179.092
4/25/2010	11770.6	59583.1	178.749
4/26/2010	11750.9	59469.2	178.408
4/27/2010	11731.3	59355.6	178.067
4/28/2010	11711.8	59242.4	177.727
4/29/2010	11692.3	59129.6	177.389
4/30/2010	11672.9	59017.1	177.051
5/1/2010	11653.6	58905	176.715
5/2/2010	11634.3	58793.2	176.38
5/3/2010	11615.1	58681.8	176.046
5/4/2010	11595.9	58570.8	175.712
5/5/2010	11576.8	58460.2	175.38
5/6/2010	11557.8	58349.9	175.05
5/7/2010	11538.9	58239.9	174.72
5/8/2010	11520	58130.4	174.391
5/9/2010	11501.1	58021.1	174.063
5/10/2010	11482.4	57912.3	173.737
5/11/2010	11463.7	57803.8	173.411
5/12/2010	11445	57695.7	173.087
5/13/2010	11426.4	57587.9	172.764
5/14/2010	11407.9	57480.5	172.441
5/15/2010	11389.5	57373.4	172.12
5/16/2010	11371.1	57266.7	171.8
5/17/2010	11352.7	57160.3	171.481
5/18/2010	11334.5	57054.3	171.163
5/19/2010	11316.3	56948.7	170.846
5/20/2010	11298.1	56843.4	170.53
5/21/2010	11280	56738.4	170.215
5/22/2010	11262	56633.8	169.901
5/23/2010	11244	56529.5	169.589
5/24/2010	11226.1	56425.6	169.277
5/25/2010	11208.2	56322	168.966

60k

TREX 009330.0014

TREX-009330.0014

5/26/2010	11190.4	56218.7	168.656
5/27/2010	11172.7	56115.8	168.348
5/28/2010	11155	56013.3	168.04
5/29/2010	11137.4	55911.1	167.733
5/30/2010	11119.8	55809.2	167.427
5/31/2010	11102.3	55707.6	167.123
6/1/2010	11084.9	55606.4	166.819
6/2/2010	11067.5	55505.5	166.516
6/3/2010	11050.2	55404.9	166.215
6/4/2010	11032.9	55304.7	165.914
6/5/2010	11015.7	55204.8	165.614
6/6/2010	10998.5	55105.2	165.316
6/7/2010	10981.4	55006	165.018
6/8/2010	10964.3	54907.1	164.721
6/9/2010	10947.3	54808.5	164.425
6/10/2010	10930.4	54710.2	164.131
6/11/2010	10913.5	54612.2	163.837
6/12/2010	10896.7	54514.6	163.544
6/13/2010	10879.9	54417.3	163.252
6/14/2010	10863.2	54320.3	162.961
6/15/2010	10846.5	54223.6	162.671
6/16/2010	10829.9	54127.2	162.382
6/17/2010	10813.3	54031.2	162.093
6/18/2010	10796.8	53935.4	161.806
6/19/2010	10780.4	53840	161.52
6/20/2010	10763.9	53744.8	161.235
6/21/2010	10747.6	53650	160.95
6/22/2010	10731.3	53555.5	160.667
6/23/2010	10715.1	53461.3	160.384
6/24/2010	10698.9	53367.4	160.102
6/25/2010	10682.7	53273.8	159.821
6/26/2010	10666.6	53180.5	159.542
6/27/2010	10650.6	53087.5	159.263
6/28/2010	10634.6	52994.8	158.984
6/29/2010	10618.7	52902.4	158.707
6/30/2010	10602.8	52810.3	158.431
7/1/2010	10586.9	52718.5	158.156
7/2/2010	10571.2	52627	157.881
7/3/2010	10555.4	52535.8	157.607
7/4/2010	10539.7	52444.8	157.335
7/5/2010	10524.1	52354.2	157.063
7/6/2010	10508.5	52263.9	156.792
7/7/2010	10493	52173.8	156.521
7/8/2010	10477.5	52084	156.252
7/9/2010	10462	51994.6	155.984
7/10/2010	10446.7	51905.4	155.716
7/11/2010	10431.3	51816.4	155.449
7/12/2010	10416	51727.8	155.183
7/13/2010	10400.8	51639.5	154.918
7/14/2010	10385.6	51551.4	154.654
7/15/2010	10370.4	51463.6	154.391

60k

TREX 009330.0015

TREX-009330.0015

7/16/2010	10355.3	51376.1	154.128
7/17/2010	10340.3	51288.8	153.867
7/18/2010	10325.3	51201.9	153.606
7/19/2010	10310.3	51115.2	153.346
7/20/2010	10295.4	51028.8	153.086
7/21/2010	10280.5	50942.6	152.828
7/22/2010	10265.7	50856.8	152.57
7/23/2010	10250.9	50771.2	152.314
7/24/2010	10236.2	50685.8	152.058
7/25/2010	10221.5	50600.8	151.802
7/26/2010	10206.9	50516	151.548
7/27/2010	10192.3	50431.5	151.294
7/28/2010	10177.7	50347.2	151.042
7/29/2010	10163.2	50263.2	150.79
7/30/2010	10148.8	50179.5	150.538
7/31/2010	10134.4	50096	150.288
8/1/2010	10120	50012.8	150.038
8/2/2010	10105.7	49929.8	149.789
8/3/2010	10091.4	49831.4	149.494
8/4/2010	10077.1	49729.6	149.189
8/5/2010	10063	49628.1	148.884
8/6/2010	10048.8	49527	148.581
8/7/2010	10034.7	49426.2	148.279
8/8/2010	10020.7	49325.8	147.977
8/9/2010	10006.7	49225.7	147.677
8/10/2010	9992.78	49126	147.378
8/11/2010	9978.89	49026.6	147.08
8/12/2010	9965.04	48927.5	146.783
8/13/2010	9951.25	48828.9	146.487
8/14/2010	9937.5	48730.5	146.191
8/15/2010	9923.79	48632.5	145.897
8/16/2010	9910.14	48534.8	145.604
8/17/2010	9896.53	48437.5	145.312
8/18/2010	9882.97	48340.5	145.021
8/19/2010	9869.45	48243.8	144.731
8/20/2010	9855.98	48147.5	144.442
8/21/2010	9842.55	48051.5	144.154
8/22/2010	9829.17	47955.8	143.867
8/23/2010	9815.84	47860.4	143.581
8/24/2010	9802.55	47765.4	143.296
8/25/2010	9789.3	47670.7	143.012
8/26/2010	9776.1	47576.3	142.729
8/27/2010	9762.95	47482.2	142.447
8/28/2010	9749.83	47388.5	142.165
8/29/2010	9736.77	47295.1	141.885
8/30/2010	9723.74	47202	141.606
8/31/2010	9710.76	47109.2	141.328
9/1/2010	9697.83	47016.7	141.05
9/2/2010	9684.93	46924.5	140.774
9/3/2010	9672.08	46832.7	140.498
9/4/2010	9659.28	46741.1	140.223

9/5/2010	9646.51	46649.9	139.95
9/6/2010	9633.79	46558.9	139.677
9/7/2010	9621.11	46468.3	139.405
9/8/2010	9608.47	46378	139.134
9/9/2010	9595.87	46288	138.864
9/10/2010	9583.32	46198.3	138.595
9/11/2010	9570.81	46108.8	138.326
9/12/2010	9558.33	46019.7	138.059
9/13/2010	9545.9	45930.9	137.793
9/14/2010	9533.51	45842.3	137.527
9/15/2010	9521.17	45754.1	137.262
9/16/2010	9508.86	45666.2	136.998
9/17/2010	9496.59	45578.5	136.736
9/18/2010	9484.36	45491.1	136.473
9/19/2010	9472.17	45404.1	136.212
9/20/2010	9460.03	45317.3	135.952
9/21/2010	9447.92	45230.8	135.692
9/22/2010	9435.85	45144.6	135.434
9/23/2010	9423.82	45058.6	135.176
9/24/2010	9411.83	44973	134.919
9/25/2010	9399.88	44887.6	134.663
9/26/2010	9387.97	44802.5	134.408
9/27/2010	9376.09	44717.7	134.153
9/28/2010	9364.26	44633.2	133.899
9/29/2010	9352.46	44548.9	133.647
9/30/2010	9340.7	44464.9	133.395
10/1/2010	9328.98	44381.2	133.144
10/2/2010	9317.29	44297.8	132.893
10/3/2010	9305.65	44214.6	132.644
10/4/2010	9294.04	44131.7	132.395
10/5/2010	9282.47	44049.1	132.147
10/6/2010	9270.94	43966.7	131.9
10/7/2010	9259.44	43884.6	131.654
10/8/2010	9247.98	43802.8	131.408
10/9/2010	9236.55	43721.2	131.164
#####	9225.17	43639.9	130.92
#####	9213.81	43558.8	130.677
#####	9202.5	43478.1	130.434
#####	9191.22	43397.5	130.193
#####	9179.98	43317.3	129.952
#####	9168.77	43237.2	129.712
#####	9157.6	43157.5	129.472
#####	9146.46	43078	129.234
#####	9135.36	42998.7	128.996
#####	9124.29	42919.7	128.759
#####	9113.26	42841	128.523
#####	9102.26	42762.5	128.288
#####	9091.3	42684.3	128.053
#####	9080.37	42606.3	127.819
#####	9069.48	42528.5	127.586
#####	9058.62	42451	127.353

60k

TREX 009330.0017

TREX-009330.0017

#####	9047.79	42373.7	127.121
#####	9037	42296.7	126.89
#####	9026.24	42219.9	126.66
#####	9015.52	42143.4	126.43
#####	9004.83	42067.1	126.201
#####	8994.17	41991.1	125.973
11/1/2010	8983.54	41915.2	125.746
11/2/2010	8972.95	41839.7	125.519
11/3/2010	8962.39	41764.3	125.293
11/4/2010	8951.86	41689.2	125.068
11/5/2010	8941.37	41614.3	124.843
11/6/2010	8930.91	41539.7	124.619
11/7/2010	8920.48	41465.3	124.396
11/8/2010	8910.08	41391.1	124.173
11/9/2010	8899.71	41317.1	123.951
#####	8889.38	41243.4	123.73
#####	8879.08	41169.9	123.51
#####	8868.81	41096.7	123.29
#####	8858.57	41023.6	123.071
#####	8848.36	40950.8	122.852
#####	8838.18	40878.2	122.635
#####	8828.04	40805.8	122.418
#####	8817.92	40733.7	122.201
#####	8807.84	40661.8	121.985
#####	8797.79	40590.1	121.77
#####	8787.76	40518.6	121.556
#####	8777.77	40447.3	121.342
#####	8767.81	40376.3	121.129
#####	8757.87	40305.4	120.916
#####	8747.97	40234.8	120.704
#####	8738.1	40164.4	120.493
#####	8728.26	40094.2	120.283
#####	8718.44	40024.2	120.073
#####	8708.66	39954.5	119.863
#####	8698.91	39884.9	119.655
#####	8689.18	39815.6	119.447
12/1/2010	8679.48	39746.4	119.239
12/2/2010	8669.82	39677.5	119.033
12/3/2010	8660.18	39608.8	118.826
12/4/2010	8650.57	39540.3	118.621
12/5/2010	8640.99	39472	118.416
12/6/2010	8631.44	39403.9	118.212
12/7/2010	8621.91	39336	118.008
12/8/2010	8612.42	39268.3	117.805
12/9/2010	8602.95	39200.8	117.602
#####	8593.51	39133.5	117.4
#####	8584.1	39066.4	117.199
#####	8574.71	38999.5	116.999
#####	8565.36	38932.8	116.798
#####	8556.03	38866.3	116.599
#####	8546.73	38800	116.4

60k

TREX 009330.0018

TREX-009330.0018

#####	8537.45	38733.9	116.202
#####	8528.21	38668	116.004
#####	8518.99	38602.3	115.807
#####	8509.79	38536.8	115.61
#####	8500.63	38471.5	115.414
#####	8491.49	38406.3	115.219
#####	8482.38	38341.4	115.024
#####	8473.29	38276.6	114.83
#####	8464.23	38212.1	114.636
#####	8455.2	38147.7	114.443
#####	8446.19	38083.5	114.251
#####	8437.21	38019.5	114.059
#####	8428.26	37955.7	113.867
#####	8419.33	37892.1	113.676
#####	8410.42	37828.7	113.486
#####	8401.55	37828.7	113.486

60k

Annular Flow

 # PRODUCTION PREDICTION - TANK RESULTS #
 #####

.....
 . Stream : Prediction .

Time (date m/d/)	Tank Pressure (psig)	Oil Rate (STB/day)	Gas Rate (MMscf/day)
4/19/2010	11850	0	0
4/20/2010	11850	0	0
4/21/2010	11850	53742.7	161.228
4/22/2010	11832.1	53672.4	161.017
4/23/2010	11814.3	53602.2	160.807
4/24/2010	11796.6	53532.1	160.596
4/25/2010	11778.9	53462.2	160.387
4/26/2010	11761.2	53392.4	160.177
4/27/2010	11743.6	53322.8	159.968
4/28/2010	11726	53253.4	159.76
4/29/2010	11708.5	53184.1	159.552
4/30/2010	11691	53115	159.345
5/1/2010	11673.6	53046	159.138
5/2/2010	11656.2	52977.2	158.932
5/3/2010	11638.8	52908.6	158.726
5/4/2010	11621.5	52840.2	158.521
5/5/2010	11604.3	52771.9	158.316
5/6/2010	11587.1	52703.8	158.111
5/7/2010	11569.9	52635.9	157.908
5/8/2010	11552.8	52568.1	157.704
5/9/2010	11535.7	52500.5	157.502
5/10/2010	11518.7	52433.1	157.299
5/11/2010	11501.7	52365.9	157.098
5/12/2010	11484.8	52298.8	156.896
5/13/2010	11467.9	52231.9	156.696
5/14/2010	11451	52165.2	156.496
5/15/2010	11434.2	52098.6	156.296
5/16/2010	11417.4	52032.2	156.097
5/17/2010	11400.7	51966	155.898
5/18/2010	11384	51899.9	155.7
5/19/2010	11367.4	51834.1	155.502
5/20/2010	11350.8	51768.3	155.305
5/21/2010	11334.3	51702.8	155.108
5/22/2010	11317.8	51637.4	154.912
5/23/2010	11301.3	51572.2	154.717
5/24/2010	11284.9	51507.2	154.521
5/25/2010	11268.5	51442.3	154.327

Annular

5/26/2010	11252.2	51377.6	154.133
5/27/2010	11235.9	51313	153.939
5/28/2010	11219.6	51248.6	153.746
5/29/2010	11203.4	51184.4	153.553
5/30/2010	11187.3	51120.4	153.361
5/31/2010	11171.1	51056.5	153.169
6/1/2010	11155	50992.8	152.978
6/2/2010	11139	50929.2	152.788
6/3/2010	11123	50865.8	152.597
6/4/2010	11107	50802.6	152.408
6/5/2010	11091.1	50739.5	152.219
6/6/2010	11075.2	50676.6	152.03
6/7/2010	11059.4	50613.9	151.842
6/8/2010	11043.6	50551.3	151.654
6/9/2010	11027.9	50488.9	151.467
6/10/2010	11012.1	50426.6	151.28
6/11/2010	10996.5	50364.5	151.094
6/12/2010	10980.8	50302.6	150.908
6/13/2010	10965.2	50240.8	150.722
6/14/2010	10949.7	50179.2	150.538
6/15/2010	10934.2	50117.7	150.353
6/16/2010	10918.7	50056.4	150.169
6/17/2010	10903.2	49995.3	149.986
6/18/2010	10887.8	49923.9	149.772
6/19/2010	10872.5	49833.8	149.501
6/20/2010	10857.2	49744	149.232
6/21/2010	10841.9	49654.5	148.964
6/22/2010	10826.7	49565.3	148.696
6/23/2010	10811.5	49476.4	148.429
6/24/2010	10796.4	49387.7	148.163
6/25/2010	10781.4	49299.3	147.898
6/26/2010	10766.3	49211.2	147.634
6/27/2010	10751.4	49123.4	147.37
6/28/2010	10736.4	49035.9	147.108
6/29/2010	10721.6	48948.6	146.846
6/30/2010	10706.7	48861.6	146.585
7/1/2010	10691.9	48774.8	146.325
7/2/2010	10677.2	48688.4	146.065
7/3/2010	10662.5	48602.2	145.807
7/4/2010	10647.8	48516.3	145.549
7/5/2010	10633.2	48430.6	145.292
7/6/2010	10618.7	48345.2	145.036
7/7/2010	10604.1	48260.1	144.78
7/8/2010	10589.7	48175.2	144.526
7/9/2010	10575.2	48090.6	144.272
7/10/2010	10560.8	48006.3	144.019
7/11/2010	10546.5	47922.2	143.767
7/12/2010	10532.2	47838.4	143.515
7/13/2010	10518	47754.8	143.264
7/14/2010	10503.7	47671.5	143.015
7/15/2010	10489.6	47588.5	142.765

Annular

TREX 009330.0021

TREX-009330.0021

7/16/2010	10475.5	47505.7	142.517
7/17/2010	10461.4	47423.2	142.27
7/18/2010	10447.3	47340.9	142.023
7/19/2010	10433.3	47258.9	141.777
7/20/2010	10419.4	47177.1	141.531
7/21/2010	10405.5	47095.6	141.287
7/22/2010	10391.6	47014.3	141.043
7/23/2010	10377.8	46933.3	140.8
7/24/2010	10364	46852.5	140.558
7/25/2010	10350.3	46772	140.316
7/26/2010	10336.6	46691.7	140.075
7/27/2010	10322.9	46611.7	139.835
7/28/2010	10309.3	46531.9	139.596
7/29/2010	10295.7	46452.3	139.357
7/30/2010	10282.2	46373	139.119
7/31/2010	10268.7	46293.9	138.882
8/1/2010	10255.2	46215.1	138.645
8/2/2010	10241.8	46136.5	138.41
8/3/2010	10228.4	46058.2	138.174
8/4/2010	10215.1	45980	137.94
8/5/2010	10201.8	45902.2	137.706
8/6/2010	10188.6	45824.5	137.474
8/7/2010	10175.3	45747.1	137.241
8/8/2010	10162.2	45669.9	137.01
8/9/2010	10149	45593	136.779
8/10/2010	10135.9	45516.3	136.549
8/11/2010	10122.9	45439.8	136.319
8/12/2010	10109.9	45363.5	136.091
8/13/2010	10096.9	45287.5	135.863
8/14/2010	10083.9	45211.7	135.635
8/15/2010	10071	45136.1	135.408
8/16/2010	10058.2	45060.8	135.182
8/17/2010	10045.3	44985.7	134.957
8/18/2010	10032.5	44910.8	134.732
8/19/2010	10019.8	44836.1	134.508
8/20/2010	10007.1	44761.7	134.285
8/21/2010	9994.4	44687.4	134.062
8/22/2010	9981.76	44613.4	133.84
8/23/2010	9969.16	44539.6	133.619
8/24/2010	9956.59	44466.1	133.398
8/25/2010	9944.06	44392.7	133.178
8/26/2010	9931.57	44319.6	132.959
8/27/2010	9919.11	44246.7	132.74
8/28/2010	9906.69	44173.9	132.522
8/29/2010	9894.31	44101.5	132.304
8/30/2010	9881.96	44029.2	132.088
8/31/2010	9869.65	43957.1	131.871
9/1/2010	9857.38	43885.3	131.656
9/2/2010	9845.14	43813.6	131.441
9/3/2010	9832.93	43742.2	131.227
9/4/2010	9820.76	43671	131.013

Annular

TREX 009330.0022

TREX-009330.0022

9/5/2010	9808.63	43600	130.8
9/6/2010	9796.53	43529.2	130.587
9/7/2010	9784.47	43458.6	130.376
9/8/2010	9772.44	43388.2	130.165
9/9/2010	9760.45	43318	129.954
9/10/2010	9748.49	43248	129.744
9/11/2010	9736.56	43178.2	129.535
9/12/2010	9724.67	43108.7	129.326
9/13/2010	9712.82	43039.3	129.118
9/14/2010	9700.99	42970.1	128.91
9/15/2010	9689.2	42901.1	128.703
9/16/2010	9677.45	42832.4	128.497
9/17/2010	9665.73	42763.8	128.291
9/18/2010	9654.04	42695.4	128.086
9/19/2010	9642.39	42627.2	127.882
9/20/2010	9630.77	42559.3	127.678
9/21/2010	9619.18	42491.5	127.474
9/22/2010	9607.62	42423.9	127.272
9/23/2010	9596.1	42356.5	127.069
9/24/2010	9584.61	42289.3	126.868
9/25/2010	9573.16	42222.3	126.667
9/26/2010	9561.73	42155.5	126.466
9/27/2010	9550.34	42088.8	126.266
9/28/2010	9538.98	42022.4	126.067
9/29/2010	9527.65	41956.1	125.868
9/30/2010	9516.36	41890.1	125.67
10/1/2010	9505.1	41824.2	125.473
10/2/2010	9493.86	41758.5	125.276
10/3/2010	9482.66	41693	125.079
10/4/2010	9471.5	41627.7	124.883
10/5/2010	9460.36	41562.6	124.688
10/6/2010	9449.25	41497.7	124.493
10/7/2010	9438.18	41432.9	124.299
10/8/2010	9427.13	41368.3	124.105
10/9/2010	9416.12	41304	123.912
#####	9405.14	41239.7	123.719
#####	9394.19	41175.7	123.527
#####	9383.26	41111.9	123.336
#####	9372.37	41048.2	123.145
#####	9361.51	40984.7	122.954
#####	9350.68	40921.4	122.764
#####	9339.88	40858.3	122.575
#####	9329.11	40795.3	122.386
#####	9318.37	40732.5	122.198
#####	9307.66	40669.9	122.01
#####	9296.98	40607.5	121.823
#####	9286.33	40545.3	121.636
#####	9275.71	40483.2	121.45
#####	9265.12	40421.3	121.264
#####	9254.55	40359.5	121.079
#####	9244.02	40298	120.894

Annular

TREX 009330.0023

TREX-009330.0023

#####	9233.51	40236.6	120.71
#####	9223.04	40175.4	120.526
#####	9212.59	40114.3	120.343
#####	9202.17	40053.4	120.16
#####	9191.78	39992.7	119.978
#####	9181.41	39932.1	119.796
11/1/2010	9171.08	39871.8	119.615
11/2/2010	9160.77	39811.6	119.435
11/3/2010	9150.5	39751.5	119.255
11/4/2010	9140.25	39691.6	119.075
11/5/2010	9130.02	39631.9	118.896
11/6/2010	9119.83	39572.3	118.717
11/7/2010	9109.66	39512.9	118.539
11/8/2010	9099.52	39453.7	118.361
11/9/2010	9089.41	39394.6	118.184
#####	9079.33	39335.7	118.007
#####	9069.27	39277	117.831
#####	9059.24	39218.4	117.655
#####	9049.24	39160	117.48
#####	9039.26	39101.7	117.305
#####	9029.31	39043.6	117.131
#####	9019.39	38985.7	116.957
#####	9009.5	38927.9	116.784
#####	8999.63	38870.2	116.611
#####	8989.79	38812.7	116.438
#####	8979.97	38755.4	116.266
#####	8970.18	38698.2	116.095
#####	8960.42	38641.2	115.924
#####	8950.68	38584.4	115.753
#####	8940.97	38527.6	115.583
#####	8931.28	38471.1	115.413
#####	8921.62	38414.7	115.244
#####	8911.99	38358.4	115.075
#####	8902.38	38302.3	114.907
#####	8892.79	38246.4	114.739
#####	8883.23	38190.6	114.572
12/1/2010	8873.7	38134.9	114.405
12/2/2010	8864.19	38079.4	114.238
12/3/2010	8854.71	38024	114.072
12/4/2010	8845.25	37968.8	113.906
12/5/2010	8835.82	37913.8	113.741
12/6/2010	8826.41	37858.8	113.577
12/7/2010	8817.03	37804.1	113.412
12/8/2010	8807.67	37749.4	113.248
12/9/2010	8798.34	37695	113.085
#####	8789.03	37640.6	112.922
#####	8779.75	37586.4	112.759
#####	8770.48	37532.4	112.597
#####	8761.25	37478.5	112.435
#####	8752.04	37424.7	112.274
#####	8742.85	37371.1	112.113

Annular

TREX 009330.0024

TREX-009330.0024

#####	8733.68	37317.6	111.953
#####	8724.54	37264.2	111.793
#####	8715.43	37211	111.633
#####	8706.33	37158	111.474
#####	8697.26	37105	111.315
#####	8688.22	37052.3	111.157
#####	8679.2	36999.6	110.999
#####	8670.2	36947.1	110.841
#####	8661.22	36894.7	110.684
#####	8652.27	36842.5	110.527
#####	8643.34	36790.4	110.371
#####	8634.43	36738.4	110.215
#####	8625.55	36686.6	110.06
#####	8616.69	36634.9	109.905
#####	8607.85	36583.3	109.75
#####	8599.03	36583.3	109.75

Annular

TREX 009330.0025

TREX-009330.0025

1.13" Restriction

 # PRODUCTION PREDICTION - TANK RESULTS #
 #####

.....
 . Stream : Prediction .

Time (date m/d/)	Tank Pressure (psig)	Oil Rate (STB/day)	Gas Rate (MMscf/day)
4/19/2010	11850	0	0
4/20/2010	11850	0	0
4/21/2010	11850	40045	120.135
4/22/2010	11836.7	39985.6	119.957
4/23/2010	11823.4	39926.3	119.779
4/24/2010	11810.2	39867.1	119.601
4/25/2010	11797	39808	119.424
4/26/2010	11783.8	39749	119.247
4/27/2010	11770.7	39690.2	119.071
4/28/2010	11757.5	39631.5	118.895
4/29/2010	11744.5	39573	118.719
4/30/2010	11731.4	39514.6	118.544
5/1/2010	11718.4	39456.3	118.369
5/2/2010	11705.4	39398.2	118.195
5/3/2010	11692.5	39340.2	118.021
5/4/2010	11679.6	39282.3	117.847
5/5/2010	11666.7	39224.6	117.674
5/6/2010	11653.8	39167	117.501
5/7/2010	11641	39109.6	117.329
5/8/2010	11628.2	39052.2	117.157
5/9/2010	11615.5	38995.1	116.985
5/10/2010	11602.7	38938	116.814
5/11/2010	11590	38881.1	116.643
5/12/2010	11577.4	38824.4	116.473
5/13/2010	11564.7	38767.7	116.303
5/14/2010	11552.1	38711.2	116.134
5/15/2010	11539.6	38654.9	115.965
5/16/2010	11527	38598.6	115.796
5/17/2010	11514.5	38542.6	115.628
5/18/2010	11502	38486.6	115.46
5/19/2010	11489.6	38430.8	115.292
5/20/2010	11477.1	38375.1	115.125
5/21/2010	11464.7	38319.5	114.959
5/22/2010	11452.4	38264.1	114.792
5/23/2010	11440.1	38208.8	114.626
5/24/2010	11427.8	38153.7	114.461
5/25/2010	11415.5	38098.6	114.296

5/26/2010	11403.2	38043.8	114.131
5/27/2010	11391	37989	113.967
5/28/2010	11378.8	37934.4	113.803
5/29/2010	11366.7	37879.9	113.64
5/30/2010	11354.6	37825.5	113.477
5/31/2010	11342.5	37771.3	113.314
6/1/2010	11330.4	37717.2	113.152
6/2/2010	11318.4	37663.2	112.99
6/3/2010	11306.3	37609.3	112.828
6/4/2010	11294.4	37555.6	112.667
6/5/2010	11282.4	37502	112.506
6/6/2010	11270.5	37448.6	112.346
6/7/2010	11258.6	37395.2	112.186
6/8/2010	11246.7	37342	112.026
6/9/2010	11234.9	37289	111.867
6/10/2010	11223.1	37236	111.708
6/11/2010	11211.3	37183.2	111.55
6/12/2010	11199.5	37130.5	111.391
6/13/2010	11187.8	37077.9	111.234
6/14/2010	11176.1	37025.5	111.076
6/15/2010	11164.4	36973.1	110.919
6/16/2010	11152.8	36920.9	110.763
6/17/2010	11141.2	36868.9	110.607
6/18/2010	11129.6	36816.9	110.451
6/19/2010	11118	36765.1	110.295
6/20/2010	11106.5	36713.4	110.14
6/21/2010	11095	36661.8	109.985
6/22/2010	11083.5	36610.3	109.831
6/23/2010	11072.1	36559	109.677
6/24/2010	11060.6	36507.8	109.523
6/25/2010	11049.2	36456.7	109.37
6/26/2010	11037.9	36405.7	109.217
6/27/2010	11026.5	36354.9	109.065
6/28/2010	11015.2	36304.1	108.912
6/29/2010	11003.9	36253.5	108.761
6/30/2010	10992.7	36203	108.609
7/1/2010	10981.4	36152.6	108.458
7/2/2010	10970.2	36102.4	108.307
7/3/2010	10959	36052.3	108.157
7/4/2010	10947.9	36002.2	108.007
7/5/2010	10936.7	35952.3	107.857
7/6/2010	10925.6	35902.6	107.708
7/7/2010	10914.5	35852.9	107.559
7/8/2010	10903.5	35803.3	107.41
7/9/2010	10892.5	35753.9	107.262
7/10/2010	10881.5	35704.6	107.114
7/11/2010	10870.5	35655.4	106.966
7/12/2010	10859.5	35606.3	106.819
7/13/2010	10848.6	35557.3	106.672
7/14/2010	10837.7	35508.5	106.525
7/15/2010	10826.8	35459.7	106.379

40k

TREX 009330.0027

TREX-009330.0027

7/16/2010	10816	35411.1	106.233
7/17/2010	10805.1	35362.6	106.088
7/18/2010	10794.3	35314.2	105.943
7/19/2010	10783.6	35265.9	105.798
7/20/2010	10772.8	35217.7	105.653
7/21/2010	10762.1	35169.7	105.509
7/22/2010	10751.4	35121.7	105.365
7/23/2010	10740.7	35073.9	105.222
7/24/2010	10730.1	35026.2	105.078
7/25/2010	10719.4	34978.5	104.936
7/26/2010	10708.8	34931	104.793
7/27/2010	10698.3	34883.6	104.651
7/28/2010	10687.7	34836.3	104.509
7/29/2010	10677.2	34789.2	104.368
7/30/2010	10666.7	34742.1	104.226
7/31/2010	10656.2	34695.1	104.085
8/1/2010	10645.7	34648.3	103.945
8/2/2010	10635.3	34601.6	103.805
8/3/2010	10624.9	34554.9	103.665
8/4/2010	10614.5	34508.4	103.525
8/5/2010	10604.1	34462	103.386
8/6/2010	10593.8	34415.7	103.247
8/7/2010	10583.5	34369.5	103.108
8/8/2010	10573.2	34323.4	102.97
8/9/2010	10562.9	34277.4	102.832
8/10/2010	10552.7	34231.5	102.694
8/11/2010	10542.5	34185.7	102.557
8/12/2010	10532.3	34140	102.42
8/13/2010	10522.1	34094.5	102.283
8/14/2010	10511.9	34049	102.147
8/15/2010	10501.8	34003.6	102.011
8/16/2010	10491.7	33958.4	101.875
8/17/2010	10481.6	33913.2	101.74
8/18/2010	10471.6	33868.2	101.604
8/19/2010	10461.5	33823.2	101.47
8/20/2010	10451.5	33778.4	101.335
8/21/2010	10441.5	33733.6	101.201
8/22/2010	10431.6	33689	101.067
8/23/2010	10421.6	33644.4	100.933
8/24/2010	10411.7	33600	100.8
8/25/2010	10401.8	33555.7	100.667
8/26/2010	10391.9	33511.4	100.534
8/27/2010	10382.1	33467.3	100.402
8/28/2010	10372.2	33423.2	100.27
8/29/2010	10362.4	33379.3	100.138
8/30/2010	10352.6	33335.5	100.006
8/31/2010	10342.8	33291.7	99.8752
9/1/2010	10333.1	33248.1	99.7443
9/2/2010	10323.4	33204.5	99.6136
9/3/2010	10313.7	33161.1	99.4833
9/4/2010	10304	33117.8	99.3533

9/5/2010	10294.3	33074.5	99.2235
9/6/2010	10284.7	33031.4	99.0941
9/7/2010	10275.1	32988.3	98.9649
9/8/2010	10265.5	32945.4	98.8361
9/9/2010	10255.9	32902.5	98.7075
9/10/2010	10246.4	32859.7	98.5792
9/11/2010	10236.8	32817.1	98.4512
9/12/2010	10227.3	32774.5	98.3235
9/13/2010	10217.8	32732	98.196
9/14/2010	10208.4	32689.6	98.0689
9/15/2010	10198.9	32647.3	97.942
9/16/2010	10189.5	32605.2	97.8155
9/17/2010	10180.1	32563.1	97.6892
9/18/2010	10170.7	32521.1	97.5632
9/19/2010	10161.3	32479.1	97.4374
9/20/2010	10152	32437.3	97.312
9/21/2010	10142.7	32395.6	97.1868
9/22/2010	10133.4	32354	97.0619
9/23/2010	10124.1	32312.4	96.9373
9/24/2010	10114.8	32271	96.813
9/25/2010	10105.6	32229.6	96.6889
9/26/2010	10096.4	32188.4	96.5652
9/27/2010	10087.2	32147.2	96.4416
9/28/2010	10078	32106.1	96.3184
9/29/2010	10068.8	32065.2	96.1955
9/30/2010	10059.7	32024.3	96.0728
10/1/2010	10050.6	31983.4	95.9503
10/2/2010	10041.5	31942.7	95.8282
10/3/2010	10032.4	31902.1	95.7063
10/4/2010	10023.3	31861.6	95.5847
10/5/2010	10014.3	31821.1	95.4634
10/6/2010	10005.3	31780.8	95.3423
10/7/2010	9996.26	31740.5	95.2215
10/8/2010	9987.28	31700.3	95.1009
10/9/2010	9978.32	31660.2	94.9807
#####	9969.37	31620.2	94.8607
#####	9960.45	31580.3	94.7409
#####	9951.55	31540.5	94.6214
#####	9942.66	31500.7	94.5022
#####	9933.8	31461.1	94.3832
#####	9924.95	31421.5	94.2645
#####	9916.13	31382	94.1461
#####	9907.32	31342.6	94.0279
#####	9898.53	31303.3	93.91
#####	9889.76	31264.1	93.7923
#####	9881.01	31225	93.6749
#####	9872.28	31185.9	93.5577
#####	9863.57	31146.9	93.4408
#####	9854.87	31108.1	93.3242
#####	9846.2	31069.3	93.2078
#####	9837.54	31030.5	93.0916

40k

TREX 009330.0029

TREX-009330.0029

#####	9828.9	30991.9	92.9757
#####	9820.28	30953.4	92.8601
#####	9811.68	30914.9	92.7447
#####	9803.1	30876.5	92.6296
#####	9794.53	30838.2	92.5147
#####	9785.99	30800	92.4
11/1/2010	9777.46	30761.9	92.2856
11/2/2010	9768.95	30723.8	92.1715
11/3/2010	9760.46	30685.9	92.0576
11/4/2010	9751.99	30648	91.9439
11/5/2010	9743.53	30610.2	91.8305
11/6/2010	9735.09	30572.4	91.7173
11/7/2010	9726.67	30534.8	91.6044
11/8/2010	9718.27	30497.2	91.4917
11/9/2010	9709.89	30459.8	91.3793
#####	9701.52	30422.4	91.2671
#####	9693.17	30385	91.1551
#####	9684.84	30347.8	91.0434
#####	9676.53	30310.6	90.9319
#####	9668.24	30273.6	90.8207
#####	9659.96	30236.6	90.7097
#####	9651.7	30199.6	90.5989
#####	9643.46	30162.8	90.4884
#####	9635.23	30126	90.3781
#####	9627.02	30089.3	90.268
#####	9618.83	30052.7	90.1582
#####	9610.66	30016.2	90.0486
#####	9602.5	29979.7	89.9392
#####	9594.36	29943.4	89.8301
#####	9586.24	29907.1	89.7212
#####	9578.14	29870.8	89.6125
#####	9570.05	29834.7	89.5041
#####	9561.98	29798.6	89.3958
#####	9553.92	29762.6	89.2879
#####	9545.89	29726.7	89.1801
#####	9537.87	29690.9	89.0726
12/1/2010	9529.86	29655.1	88.9653
12/2/2010	9521.87	29619.4	88.8582
12/3/2010	9513.9	29583.8	88.7514
12/4/2010	9505.95	29548.2	88.6447
12/5/2010	9498.01	29512.8	88.5383
12/6/2010	9490.09	29477.4	88.4322
12/7/2010	9482.19	29442.1	88.3262
12/8/2010	9474.3	29406.8	88.2205
12/9/2010	9466.43	29371.7	88.115
#####	9458.57	29336.6	88.0097
#####	9450.73	29301.5	87.9046
#####	9442.91	29266.6	87.7998
#####	9435.1	29231.7	87.6951
#####	9427.31	29196.9	87.5907
#####	9419.54	29162.2	87.4865

40k

TREX 009330.0030

TREX-009330.0030

#####	9411.78	29127.5	87.3825
#####	9404.04	29092.9	87.2788
#####	9396.31	29058.4	87.1752
#####	9388.6	29024	87.0719
#####	9380.91	28989.6	86.9688
#####	9373.23	28955.3	86.8659
#####	9365.57	28921.1	86.7632
#####	9357.92	28886.9	86.6607
#####	9350.29	28852.8	86.5585
#####	9342.67	28818.8	86.4564
#####	9335.07	28784.9	86.3546
#####	9327.49	28751	86.253
#####	9319.92	28717.2	86.1515
#####	9312.36	28683.4	86.0503
#####	9304.82	28649.8	85.9493
#####	9297.3	28649.8	85.9493

40k

0.75" Restriction

PRODUCTION PREDICTION - TANK RESULTS #
#####

.....
. Stream : Prediction .
.....

Time (date m/d/)	Tank Pressure (psig)	Oil Rate (STB/day)	Gas Rate (MMscf/day)
4/19/2010	11850	0	0
4/20/2010	11850	0	0
4/21/2010	11850	20244.3	60.7329
4/22/2010	11843.3	20232.1	60.6964
4/23/2010	11836.5	20220	60.66
4/24/2010	11829.8	20207.9	60.6236
4/25/2010	11823.1	20195.7	60.5872
4/26/2010	11816.4	20183.6	60.5509
4/27/2010	11809.7	20171.5	60.5145
4/28/2010	11803.1	20159.4	60.4783
4/29/2010	11796.4	20147.3	60.442
4/30/2010	11789.7	20135.3	60.4058
5/1/2010	11783.1	20123.2	60.3696
5/2/2010	11776.4	20111.1	60.3334
5/3/2010	11769.8	20099.1	60.2973
5/4/2010	11763.1	20087.1	60.2612
5/5/2010	11756.5	20075.1	60.2252
5/6/2010	11749.9	20063.1	60.1892
5/7/2010	11743.2	20051.1	60.1532
5/8/2010	11736.6	20039.1	60.1173
5/9/2010	11730	20027.1	60.0813
5/10/2010	11723.4	20015.2	60.0455
5/11/2010	11716.8	20003.2	60.0097
5/12/2010	11710.3	19991.3	59.9739
5/13/2010	11703.7	19979.4	59.9381
5/14/2010	11697.1	19967.5	59.9024
5/15/2010	11690.6	19955.6	59.8667
5/16/2010	11684	19943.7	59.8311
5/17/2010	11677.5	19931.8	59.7954
5/18/2010	11670.9	19920	59.7599
5/19/2010	11664.4	19908.1	59.7243
5/20/2010	11657.9	19896.3	59.6888
5/21/2010	11651.4	19884.5	59.6534
5/22/2010	11644.8	19872.6	59.6179
5/23/2010	11638.3	19860.9	59.5826
5/24/2010	11631.8	19849.1	59.5472
5/25/2010	11625.4	19837.3	59.5119

20k

TREX 009330.0032

TREX-009330.0032

5/26/2010	11618.9	19825.5	59.4766
5/27/2010	11612.4	19813.8	59.4414
5/28/2010	11605.9	19802.1	59.4062
5/29/2010	11599.5	19790.3	59.371
5/30/2010	11593	19778.6	59.3359
5/31/2010	11586.6	19766.9	59.3008
6/1/2010	11580.1	19755.2	59.2657
6/2/2010	11573.7	19743.6	59.2307
6/3/2010	11567.3	19731.9	59.1958
6/4/2010	11560.9	19720.3	59.1608
6/5/2010	11554.4	19708.6	59.1259
6/6/2010	11548	19697	59.091
6/7/2010	11541.6	19685.4	59.0562
6/8/2010	11535.3	19673.8	59.0214
6/9/2010	11528.9	19662.2	58.9867
6/10/2010	11522.5	19650.6	58.9519
6/11/2010	11516.1	19639.1	58.9173
6/12/2010	11509.8	19627.5	58.8826
6/13/2010	11503.4	19616	58.848
6/14/2010	11497.1	19604.5	58.8134
6/15/2010	11490.7	19593	58.7789
6/16/2010	11484.4	19581.5	58.7444
6/17/2010	11478.1	19570	58.7099
6/18/2010	11471.7	19558.5	58.6755
6/19/2010	11465.4	19547	58.6411
6/20/2010	11459.1	19535.6	58.6068
6/21/2010	11452.8	19524.2	58.5725
6/22/2010	11446.5	19512.7	58.5382
6/23/2010	11440.2	19501.3	58.5039
6/24/2010	11433.9	19489.9	58.4697
6/25/2010	11427.7	19478.5	58.4356
6/26/2010	11421.4	19467.1	58.4014
6/27/2010	11415.1	19455.8	58.3673
6/28/2010	11408.9	19444.4	58.3333
6/29/2010	11402.6	19433.1	58.2993
6/30/2010	11396.4	19421.8	58.2653
7/1/2010	11390.2	19410.4	58.2313
7/2/2010	11383.9	19399.1	58.1974
7/3/2010	11377.7	19387.8	58.1635
7/4/2010	11371.5	19376.6	58.1297
7/5/2010	11365.3	19365.3	58.0959
7/6/2010	11359.1	19354	58.0621
7/7/2010	11352.9	19342.8	58.0284
7/8/2010	11346.7	19331.6	57.9947
7/9/2010	11340.5	19320.3	57.961
7/10/2010	11334.4	19309.1	57.9274
7/11/2010	11328.2	19297.9	57.8938
7/12/2010	11322	19286.8	57.8603
7/13/2010	11315.9	19275.6	57.8267
7/14/2010	11309.7	19264.4	57.7933
7/15/2010	11303.6	19253.3	57.7598

20k

TREX 009330.0033

TREX-009330.0033

7/16/2010	11297.5	19242.1	57.7264
7/17/2010	11291.3	19231	57.693
7/18/2010	11285.2	19219.9	57.6597
7/19/2010	11279.1	19208.8	57.6264
7/20/2010	11273	19197.7	57.5931
7/21/2010	11266.9	19186.6	57.5599
7/22/2010	11260.8	19175.6	57.5267
7/23/2010	11254.7	19164.5	57.4935
7/24/2010	11248.6	19153.5	57.4604
7/25/2010	11242.6	19142.4	57.4273
7/26/2010	11236.5	19131.4	57.3943
7/27/2010	11230.4	19120.4	57.3612
7/28/2010	11224.4	19109.4	57.3283
7/29/2010	11218.3	19098.4	57.2953
7/30/2010	11212.3	19087.5	57.2624
7/31/2010	11206.2	19076.5	57.2295
8/1/2010	11200.2	19065.6	57.1967
8/2/2010	11194.2	19054.6	57.1639
8/3/2010	11188.2	19043.7	57.1311
8/4/2010	11182.2	19032.8	57.0984
8/5/2010	11176.2	19021.9	57.0657
8/6/2010	11170.2	19011	57.033
8/7/2010	11164.2	19000.1	57.0004
8/8/2010	11158.2	18989.3	56.9678
8/9/2010	11152.2	18978.4	56.9352
8/10/2010	11146.2	18967.6	56.9027
8/11/2010	11140.3	18956.7	56.8702
8/12/2010	11134.3	18945.9	56.8377
8/13/2010	11128.4	18935.1	56.8053
8/14/2010	11122.4	18924.3	56.7729
8/15/2010	11116.5	18913.5	56.7405
8/16/2010	11110.5	18902.7	56.7082
8/17/2010	11104.6	18892	56.6759
8/18/2010	11098.7	18881.2	56.6437
8/19/2010	11092.8	18870.5	56.6115
8/20/2010	11086.9	18859.8	56.5793
8/21/2010	11081	18849	56.5471
8/22/2010	11075.1	18838.3	56.515
8/23/2010	11069.2	18827.6	56.4829
8/24/2010	11063.3	18817	56.4509
8/25/2010	11057.4	18806.3	56.4189
8/26/2010	11051.6	18795.6	56.3869
8/27/2010	11045.7	18785	56.355
8/28/2010	11039.8	18774.4	56.3231
8/29/2010	11034	18763.7	56.2912
8/30/2010	11028.1	18753.1	56.2593
8/31/2010	11022.3	18742.5	56.2275
9/1/2010	11016.5	18731.9	56.1958
9/2/2010	11010.6	18721.3	56.164
9/3/2010	11004.8	18710.8	56.1323
9/4/2010	10999	18700.2	56.1006

20k

TREX 009330.0034

TREX-009330.0034

9/5/2010	10993.2	18689.7	56.069
9/6/2010	10987.4	18679.1	56.0374
9/7/2010	10981.6	18668.6	56.0058
9/8/2010	10975.8	18658.1	55.9743
9/9/2010	10970	18647.6	55.9428
9/10/2010	10964.2	18637.1	55.9113
9/11/2010	10958.5	18626.6	55.8799
9/12/2010	10952.7	18616.2	55.8485
9/13/2010	10946.9	18605.7	55.8171
9/14/2010	10941.2	18595.2	55.7857
9/15/2010	10935.4	18584.8	55.7544
9/16/2010	10929.7	18574.4	55.7232
9/17/2010	10923.9	18564	55.6919
9/18/2010	10918.2	18553.6	55.6607
9/19/2010	10912.5	18543.2	55.6296
9/20/2010	10906.8	18532.8	55.5984
9/21/2010	10901.1	18522.4	55.5673
9/22/2010	10895.4	18512.1	55.5362
9/23/2010	10889.7	18501.7	55.5052
9/24/2010	10884	18491.4	55.4742
9/25/2010	10878.3	18481.1	55.4432
9/26/2010	10872.6	18470.8	55.4123
9/27/2010	10866.9	18460.5	55.3814
9/28/2010	10861.3	18450.2	55.3505
9/29/2010	10855.6	18439.9	55.3196
9/30/2010	10849.9	18429.6	55.2888
10/1/2010	10844.3	18419.3	55.258
10/2/2010	10838.6	18409.1	55.2273
10/3/2010	10833	18398.9	55.1966
10/4/2010	10827.4	18388.6	55.1659
10/5/2010	10821.7	18378.4	55.1353
10/6/2010	10816.1	18368.2	55.1046
10/7/2010	10810.5	18358	55.0741
10/8/2010	10804.9	18347.8	55.0435
10/9/2010	10799.3	18337.7	55.013
#####	10793.7	18327.5	54.9825
#####	10788.1	18317.3	54.952
#####	10782.5	18307.2	54.9216
#####	10776.9	18297.1	54.8912
#####	10771.3	18287	54.8609
#####	10765.8	18276.8	54.8305
#####	10760.2	18266.7	54.8002
#####	10754.6	18256.7	54.77
#####	10749.1	18246.6	54.7397
#####	10743.5	18236.5	54.7095
#####	10738	18226.5	54.6794
#####	10732.5	18216.4	54.6492
#####	10726.9	18206.4	54.6191
#####	10721.4	18196.4	54.5891
#####	10715.9	18186.3	54.559
#####	10710.4	18176.3	54.529

20k

TREX 009330.0035

TREX-009330.0035

#####	10704.9	18166.3	54.499
#####	10699.4	18156.4	54.4691
#####	10693.9	18146.4	54.4392
#####	10688.4	18136.4	54.4093
#####	10682.9	18126.5	54.3794
#####	10677.4	18116.5	54.3496
11/1/2010	10672	18106.6	54.3198
11/2/2010	10666.5	18096.7	54.2901
11/3/2010	10661	18086.8	54.2603
11/4/2010	10655.6	18076.9	54.2306
11/5/2010	10650.1	18067	54.201
11/6/2010	10644.7	18057.1	54.1713
11/7/2010	10639.3	18047.2	54.1417
11/8/2010	10633.8	18037.4	54.1122
11/9/2010	10628.4	18027.5	54.0826
#####	10623	18017.7	54.0531
#####	10617.6	18007.9	54.0236
#####	10612.1	17998.1	53.9942
#####	10606.7	17988.3	53.9648
#####	10601.3	17978.5	53.9354
#####	10596	17968.7	53.906
#####	10590.6	17958.9	53.8767
#####	10585.2	17949.1	53.8474
#####	10579.8	17939.4	53.8181
#####	10574.4	17929.6	53.7889
#####	10569.1	17919.9	53.7597
#####	10563.7	17910.2	53.7305
#####	10558.4	17900.5	53.7014
#####	10553	17890.8	53.6723
#####	10547.7	17881.1	53.6432
#####	10542.3	17871.4	53.6141
#####	10537	17861.7	53.5851
#####	10531.7	17852	53.5561
#####	10526.3	17842.4	53.5272
#####	10521	17832.7	53.4982
#####	10515.7	17823.1	53.4693
12/1/2010	10510.4	17813.5	53.4405
12/2/2010	10505.1	17803.9	53.4116
12/3/2010	10499.8	17794.3	53.3828
12/4/2010	10494.5	17784.7	53.354
12/5/2010	10489.3	17775.1	53.3253
12/6/2010	10484	17765.5	53.2966
12/7/2010	10478.7	17756	53.2679
12/8/2010	10473.4	17746.4	53.2392
12/9/2010	10468.2	17736.9	53.2106
#####	10462.9	17727.3	53.182
#####	10457.7	17717.8	53.1534
#####	10452.4	17708.3	53.1249
#####	10447.2	17698.8	53.0964
#####	10442	17689.3	53.0679
#####	10436.7	17679.8	53.0394

#####	10431.5	17670.3	53.011
#####	10426.3	17660.9	52.9826
#####	10421.1	17651.4	52.9542
#####	10415.9	17642	52.9259
#####	10410.7	17632.5	52.8976
#####	10405.5	17623.1	52.8693
#####	10400.3	17613.7	52.8411
#####	10395.1	17604.3	52.8129
#####	10389.9	17594.9	52.7847
#####	10384.7	17585.5	52.7565
#####	10379.6	17576.1	52.7284
#####	10374.4	17566.8	52.7003
#####	10369.2	17557.4	52.6722
#####	10364.1	17548.1	52.6442
#####	10358.9	17538.7	52.6162
#####	10353.8	17538.7	52.6162

20k

0.52" Restriction

 # PRODUCTION PREDICTION - TANK RESULTS #
 #####

.....
 . Stream : Prediction .

Time (date m/d/)	Tank Pressure (psig)	Oil Rate (STB/day)	Gas Rate (MMscf/day)
4/19/2010	11850	0	0
4/20/2010	11850	0	0
4/21/2010	11850	10299.7	30.8992
4/22/2010	11846.6	10297.2	30.8917
4/23/2010	11843.2	10294.7	30.8841
4/24/2010	11839.7	10292.2	30.8766
4/25/2010	11836.3	10289.7	30.8691
4/26/2010	11832.9	10287.2	30.8616
4/27/2010	11829.5	10284.7	30.8541
4/28/2010	11826.1	10282.2	30.8466
4/29/2010	11822.7	10279.7	30.8391
4/30/2010	11819.3	10277.2	30.8316
5/1/2010	11815.8	10274.7	30.8241
5/2/2010	11812.4	10272.2	30.8166
5/3/2010	11809	10269.7	30.8091
5/4/2010	11805.6	10267.2	30.8017
5/5/2010	11802.2	10264.7	30.7942
5/6/2010	11798.8	10262.2	30.7867
5/7/2010	11795.4	10259.7	30.7792
5/8/2010	11792	10257.2	30.7717
5/9/2010	11788.6	10254.8	30.7643
5/10/2010	11785.3	10252.3	30.7568
5/11/2010	11781.9	10249.8	30.7493
5/12/2010	11778.5	10247.3	30.7418
5/13/2010	11775.1	10244.8	30.7344
5/14/2010	11771.7	10242.3	30.7269
5/15/2010	11768.3	10239.8	30.7195
5/16/2010	11764.9	10237.3	30.712
5/17/2010	11761.6	10234.9	30.7046
5/18/2010	11758.2	10232.4	30.6971
5/19/2010	11754.8	10229.9	30.6897
5/20/2010	11751.4	10227.4	30.6822
5/21/2010	11748	10224.9	30.6748
5/22/2010	11744.7	10222.5	30.6674
5/23/2010	11741.3	10220	30.6599
5/24/2010	11737.9	10217.5	30.6525
5/25/2010	11734.6	10215	30.6451

5/26/2010	11731.2	10212.6	30.6377
5/27/2010	11727.8	10210.1	30.6303
5/28/2010	11724.5	10207.6	30.6228
5/29/2010	11721.1	10205.1	30.6154
5/30/2010	11717.8	10202.7	30.608
5/31/2010	11714.4	10200.2	30.6006
6/1/2010	11711	10197.7	30.5932
6/2/2010	11707.7	10195.3	30.5858
6/3/2010	11704.3	10192.8	30.5784
6/4/2010	11701	10190.3	30.571
6/5/2010	11697.6	10187.9	30.5637
6/6/2010	11694.3	10185.4	30.5563
6/7/2010	11690.9	10183	30.5489
6/8/2010	11687.6	10180.5	30.5415
6/9/2010	11684.3	10178	30.5341
6/10/2010	11680.9	10175.6	30.5268
6/11/2010	11677.6	10173.1	30.5194
6/12/2010	11674.2	10170.7	30.512
6/13/2010	11670.9	10168.2	30.5047
6/14/2010	11667.6	10165.8	30.4973
6/15/2010	11664.2	10163.3	30.49
6/16/2010	11660.9	10160.9	30.4826
6/17/2010	11657.6	10158.4	30.4753
6/18/2010	11654.2	10156	30.4679
6/19/2010	11650.9	10153.5	30.4606
6/20/2010	11647.6	10151.1	30.4533
6/21/2010	11644.3	10148.6	30.4459
6/22/2010	11641	10146.2	30.4386
6/23/2010	11637.6	10143.8	30.4313
6/24/2010	11634.3	10141.3	30.4239
6/25/2010	11631	10138.9	30.4166
6/26/2010	11627.7	10136.4	30.4093
6/27/2010	11624.4	10134	30.402
6/28/2010	11621.1	10131.6	30.3947
6/29/2010	11617.8	10129.1	30.3874
6/30/2010	11614.4	10126.7	30.3801
7/1/2010	11611.1	10124.3	30.3728
7/2/2010	11607.8	10121.8	30.3655
7/3/2010	11604.5	10119.4	30.3582
7/4/2010	11601.2	10117	30.3509
7/5/2010	11597.9	10114.5	30.3436
7/6/2010	11594.6	10112.1	30.3363
7/7/2010	11591.3	10109.7	30.3291
7/8/2010	11588	10107.3	30.3218
7/9/2010	11584.7	10104.8	30.3145
7/10/2010	11581.5	10102.4	30.3073
7/11/2010	11578.2	10100	30.3
7/12/2010	11574.9	10097.6	30.2927
7/13/2010	11571.6	10095.2	30.2855
7/14/2010	11568.3	10092.7	30.2782
7/15/2010	11565	10090.3	30.271

10k

TREX 009330.0039

TREX-009330.0039

7/16/2010	11561.7	10087.9	30.2637
7/17/2010	11558.5	10085.5	30.2565
7/18/2010	11555.2	10083.1	30.2492
7/19/2010	11551.9	10080.7	30.242
7/20/2010	11548.6	10078.3	30.2348
7/21/2010	11545.4	10075.8	30.2275
7/22/2010	11542.1	10073.4	30.2203
7/23/2010	11538.8	10071	30.2131
7/24/2010	11535.5	10068.6	30.2059
7/25/2010	11532.3	10066.2	30.1987
7/26/2010	11529	10063.8	30.1914
7/27/2010	11525.7	10061.4	30.1842
7/28/2010	11522.5	10059	30.177
7/29/2010	11519.2	10056.6	30.1698
7/30/2010	11516	10054.2	30.1626
7/31/2010	11512.7	10051.8	30.1554
8/1/2010	11509.4	10049.4	30.1482
8/2/2010	11506.2	10047	30.141
8/3/2010	11502.9	10044.6	30.1339
8/4/2010	11499.7	10042.2	30.1267
8/5/2010	11496.4	10039.8	30.1195
8/6/2010	11493.2	10037.4	30.1123
8/7/2010	11489.9	10035.1	30.1052
8/8/2010	11486.7	10032.7	30.098
8/9/2010	11483.5	10030.3	30.0908
8/10/2010	11480.2	10027.9	30.0837
8/11/2010	11477	10025.5	30.0765
8/12/2010	11473.7	10023.1	30.0694
8/13/2010	11470.5	10020.7	30.0622
8/14/2010	11467.3	10018.4	30.0551
8/15/2010	11464	10016	30.0479
8/16/2010	11460.8	10013.6	30.0408
8/17/2010	11457.6	10011.2	30.0336
8/18/2010	11454.3	10008.8	30.0265
8/19/2010	11451.1	10006.5	30.0194
8/20/2010	11447.9	10004.1	30.0122
8/21/2010	11444.7	10001.7	30.0051
8/22/2010	11441.4	9999.34	29.998
8/23/2010	11438.2	9995.03	29.9851
8/24/2010	11435	9992	29.976
8/25/2010	11431.8	9988.94	29.9668
8/26/2010	11428.6	9985.46	29.9564
8/27/2010	11425.3	9981.56	29.9447
8/28/2010	11422.1	9977.67	29.933
8/29/2010	11418.9	9973.78	29.9214
8/30/2010	11415.7	9969.9	29.9097
8/31/2010	11412.5	9966.01	29.898
9/1/2010	11409.3	9962.13	29.8864
9/2/2010	11406.1	9958.26	29.8748
9/3/2010	11402.9	9954.38	29.8631
9/4/2010	11399.7	9950.51	29.8515

10k

TREX 009330.0040

TREX-009330.0040

9/5/2010	11396.5	9946.64	29.8399
9/6/2010	11393.3	9942.77	29.8283
9/7/2010	11390.1	9938.9	29.8167
9/8/2010	11386.9	9935.04	29.8051
9/9/2010	11383.8	9931.18	29.7935
9/10/2010	11380.6	9927.32	29.782
9/11/2010	11377.4	9923.46	29.7704
9/12/2010	11374.2	9919.61	29.7588
9/13/2010	11371	9915.76	29.7473
9/14/2010	11367.9	9911.91	29.7357
9/15/2010	11364.7	9908.06	29.7242
9/16/2010	11361.5	9904.22	29.7127
9/17/2010	11358.3	9900.38	29.7011
9/18/2010	11355.2	9896.54	29.6896
9/19/2010	11352	9892.7	29.6781
9/20/2010	11348.8	9888.87	29.6666
9/21/2010	11345.7	9885.04	29.6551
9/22/2010	11342.5	9881.21	29.6436
9/23/2010	11339.4	9877.38	29.6321
9/24/2010	11336.2	9873.56	29.6207
9/25/2010	11333	9869.74	29.6092
9/26/2010	11329.9	9865.92	29.5977
9/27/2010	11326.7	9862.1	29.5863
9/28/2010	11323.6	9858.29	29.5749
9/29/2010	11320.5	9854.47	29.5634
9/30/2010	11317.3	9850.66	29.552
10/1/2010	11314.2	9846.86	29.5406
10/2/2010	11311	9843.05	29.5292
10/3/2010	11307.9	9839.25	29.5177
10/4/2010	11304.8	9835.45	29.5064
10/5/2010	11301.6	9831.65	29.495
10/6/2010	11298.5	9827.86	29.4836
10/7/2010	11295.4	9824.07	29.4722
10/8/2010	11292.2	9820.28	29.4608
10/9/2010	11289.1	9816.49	29.4495
#####	11286	9812.7	29.4381
#####	11282.9	9808.92	29.4268
#####	11279.7	9805.14	29.4154
#####	11276.6	9801.36	29.4041
#####	11273.5	9797.59	29.3928
#####	11270.4	9793.81	29.3814
#####	11267.3	9790.04	29.3701
#####	11264.2	9786.27	29.3588
#####	11261.1	9782.51	29.3475
#####	11258	9778.74	29.3362
#####	11254.8	9774.98	29.3249
#####	11251.7	9771.22	29.3137
#####	11248.6	9767.47	29.3024
#####	11245.5	9763.71	29.2911
#####	11242.4	9759.96	29.2799
#####	11239.4	9756.21	29.2686

10k

TREX 009330.0041

TREX-009330.0041

#####	11236.3	9752.47	29.2574
#####	11233.2	9748.72	29.2462
#####	11230.1	9744.98	29.2349
#####	11227	9741.24	29.2237
#####	11223.9	9737.5	29.2125
#####	11220.8	9733.77	29.2013
11/1/2010	11217.8	9730.04	29.1901
11/2/2010	11214.7	9726.31	29.1789
11/3/2010	11211.6	9722.58	29.1677
11/4/2010	11208.5	9718.85	29.1566
11/5/2010	11205.4	9715.13	29.1454
11/6/2010	11202.4	9711.41	29.1342
11/7/2010	11199.3	9707.69	29.1231
11/8/2010	11196.2	9703.98	29.1119
11/9/2010	11193.2	9700.26	29.1008
#####	11190.1	9696.55	29.0897
#####	11187.1	9692.84	29.0785
#####	11184	9689.14	29.0674
#####	11180.9	9685.43	29.0563
#####	11177.9	9681.73	29.0452
#####	11174.8	9678.03	29.0341
#####	11171.8	9674.33	29.023
#####	11168.7	9670.64	29.0119
#####	11165.7	9666.95	29.0008
#####	11162.6	9663.26	28.9898
#####	11159.6	9659.57	28.9787
#####	11156.5	9655.88	28.9676
#####	11153.5	9652.2	28.9566
#####	11150.5	9648.52	28.9456
#####	11147.4	9644.84	28.9345
#####	11144.4	9641.17	28.9235
#####	11141.4	9637.49	28.9125
#####	11138.3	9633.82	28.9015
#####	11135.3	9630.15	28.8905
#####	11132.3	9626.49	28.8795
#####	11129.3	9622.82	28.8685
12/1/2010	11126.2	9619.16	28.8575
12/2/2010	11123.2	9615.5	28.8465
12/3/2010	11120.2	9611.84	28.8355
12/4/2010	11117.2	9608.19	28.8246
12/5/2010	11114.2	9604.53	28.8136
12/6/2010	11111.2	9600.88	28.8027
12/7/2010	11108.1	9597.24	28.7917
12/8/2010	11105.1	9593.59	28.7808
12/9/2010	11102.1	9589.95	28.7698
#####	11099.1	9586.31	28.7589
#####	11096.1	9582.67	28.748
#####	11093.1	9579.03	28.7371
#####	11090.1	9575.4	28.7262
#####	11087.1	9571.76	28.7153
#####	11084.1	9568.13	28.7044

#####	11081.1	9564.51	28.6935
#####	11078.1	9560.88	28.6826
#####	11075.1	9557.26	28.6718
#####	11072.2	9553.64	28.6609
#####	11069.2	9550.02	28.6501
#####	11066.2	9546.4	28.6392
#####	11063.2	9542.79	28.6284
#####	11060.2	9539.18	28.6175
#####	11057.2	9535.57	28.6067
#####	11054.3	9531.96	28.5959
#####	11051.3	9528.36	28.5851
#####	11048.3	9524.76	28.5743
#####	11045.3	9521.16	28.5635
#####	11042.4	9517.56	28.5527
#####	11039.4	9513.96	28.5419
#####	11036.4	9513.96	28.5419

10k

0.355" Restriction

PRODUCTION PREDICTION - TANK RESULTS #
#####

.....
. Stream : Prediction .
.....

Time (date m/d/)	Tank Pressure (psig)	Oil Rate (STB/day)	Gas Rate (MMscf/day)
4/19/2010	11850	0	0
4/20/2010	11850	0	0
4/21/2010	11850	4901.75	14.7052
4/22/2010	11848.4	4900.91	14.7027
4/23/2010	11846.7	4900.07	14.7002
4/24/2010	11845.1	4899.24	14.6977
4/25/2010	11843.5	4898.4	14.6952
4/26/2010	11841.9	4897.56	14.6927
4/27/2010	11840.2	4896.73	14.6902
4/28/2010	11838.6	4895.89	14.6877
4/29/2010	11837	4895.05	14.6852
4/30/2010	11835.4	4894.22	14.6826
5/1/2010	11833.7	4893.38	14.6801
5/2/2010	11832.1	4892.54	14.6776
5/3/2010	11830.5	4891.71	14.6751
5/4/2010	11828.9	4890.87	14.6726
5/5/2010	11827.2	4890.04	14.6701
5/6/2010	11825.6	4889.2	14.6676
5/7/2010	11824	4888.36	14.6651
5/8/2010	11822.4	4887.53	14.6626
5/9/2010	11820.7	4886.69	14.6601
5/10/2010	11819.1	4885.86	14.6576
5/11/2010	11817.5	4885.03	14.6551
5/12/2010	11815.9	4884.19	14.6526
5/13/2010	11814.3	4883.36	14.6501
5/14/2010	11812.6	4882.52	14.6476
5/15/2010	11811	4881.69	14.6451
5/16/2010	11809.4	4880.86	14.6426
5/17/2010	11807.8	4880.02	14.6401
5/18/2010	11806.2	4879.19	14.6376
5/19/2010	11804.6	4878.36	14.6351
5/20/2010	11802.9	4877.52	14.6326
5/21/2010	11801.3	4876.69	14.6301
5/22/2010	11799.7	4875.86	14.6276
5/23/2010	11798.1	4875.03	14.6251
5/24/2010	11796.5	4874.19	14.6226
5/25/2010	11794.9	4873.36	14.6201

5/26/2010	11793.3	4872.53	14.6176
5/27/2010	11791.6	4871.7	14.6151
5/28/2010	11790	4870.87	14.6126
5/29/2010	11788.4	4870.04	14.6101
5/30/2010	11786.8	4869.21	14.6076
5/31/2010	11785.2	4868.38	14.6051
6/1/2010	11783.6	4867.55	14.6026
6/2/2010	11782	4866.72	14.6002
6/3/2010	11780.4	4865.89	14.5977
6/4/2010	11778.8	4865.06	14.5952
6/5/2010	11777.2	4864.23	14.5927
6/6/2010	11775.5	4863.4	14.5902
6/7/2010	11773.9	4862.57	14.5877
6/8/2010	11772.3	4861.74	14.5852
6/9/2010	11770.7	4860.91	14.5827
6/10/2010	11769.1	4860.09	14.5803
6/11/2010	11767.5	4859.26	14.5778
6/12/2010	11765.9	4858.43	14.5753
6/13/2010	11764.3	4857.6	14.5728
6/14/2010	11762.7	4856.78	14.5703
6/15/2010	11761.1	4855.95	14.5678
6/16/2010	11759.5	4855.12	14.5654
6/17/2010	11757.9	4854.3	14.5629
6/18/2010	11756.3	4853.47	14.5604
6/19/2010	11754.7	4852.64	14.5579
6/20/2010	11753.1	4851.82	14.5554
6/21/2010	11751.5	4850.99	14.553
6/22/2010	11749.9	4850.17	14.5505
6/23/2010	11748.3	4849.34	14.548
6/24/2010	11746.7	4848.51	14.5455
6/25/2010	11745.1	4847.69	14.5431
6/26/2010	11743.5	4846.87	14.5406
6/27/2010	11741.9	4846.04	14.5381
6/28/2010	11740.3	4845.22	14.5357
6/29/2010	11738.7	4844.39	14.5332
6/30/2010	11737.1	4843.57	14.5307
7/1/2010	11735.5	4842.75	14.5282
7/2/2010	11733.9	4841.92	14.5258
7/3/2010	11732.3	4841.1	14.5233
7/4/2010	11730.7	4840.28	14.5208
7/5/2010	11729.1	4839.45	14.5184
7/6/2010	11727.5	4838.63	14.5159
7/7/2010	11725.9	4837.81	14.5134
7/8/2010	11724.3	4836.99	14.511
7/9/2010	11722.7	4836.17	14.5085
7/10/2010	11721.2	4835.34	14.506
7/11/2010	11719.6	4834.52	14.5036
7/12/2010	11718	4833.7	14.5011
7/13/2010	11716.4	4832.88	14.4986
7/14/2010	11714.8	4832.06	14.4962
7/15/2010	11713.2	4831.24	14.4937

5k

TREX 009330.0045

TREX-009330.0045

7/16/2010	11711.6	4830.42	14.4913
7/17/2010	11710	4829.6	14.4888
7/18/2010	11708.4	4828.78	14.4863
7/19/2010	11706.8	4827.96	14.4839
7/20/2010	11705.3	4827.14	14.4814
7/21/2010	11703.7	4826.32	14.479
7/22/2010	11702.1	4825.5	14.4765
7/23/2010	11700.5	4824.69	14.4741
7/24/2010	11698.9	4823.87	14.4716
7/25/2010	11697.3	4823.05	14.4692
7/26/2010	11695.7	4822.23	14.4667
7/27/2010	11694.2	4821.41	14.4642
7/28/2010	11692.6	4820.6	14.4618
7/29/2010	11691	4819.78	14.4593
7/30/2010	11689.4	4818.96	14.4569
7/31/2010	11687.8	4818.15	14.4544
8/1/2010	11686.2	4817.33	14.452
8/2/2010	11684.7	4816.51	14.4495
8/3/2010	11683.1	4815.7	14.4471
8/4/2010	11681.5	4814.88	14.4446
8/5/2010	11679.9	4814.07	14.4422
8/6/2010	11678.3	4813.25	14.4398
8/7/2010	11676.8	4812.44	14.4373
8/8/2010	11675.2	4811.62	14.4349
8/9/2010	11673.6	4810.81	14.4324
8/10/2010	11672	4809.99	14.43
8/11/2010	11670.5	4809.18	14.4275
8/12/2010	11668.9	4808.36	14.4251
8/13/2010	11667.3	4807.55	14.4227
8/14/2010	11665.7	4806.74	14.4202
8/15/2010	11664.1	4805.92	14.4178
8/16/2010	11662.6	4805.11	14.4153
8/17/2010	11661	4804.3	14.4129
8/18/2010	11659.4	4803.49	14.4105
8/19/2010	11657.8	4802.67	14.408
8/20/2010	11656.3	4801.86	14.4056
8/21/2010	11654.7	4801.05	14.4031
8/22/2010	11653.1	4800.24	14.4007
8/23/2010	11651.6	4799.43	14.3983
8/24/2010	11650	4798.61	14.3958
8/25/2010	11648.4	4797.8	14.3934
8/26/2010	11646.8	4796.99	14.391
8/27/2010	11645.3	4796.18	14.3885
8/28/2010	11643.7	4795.37	14.3861
8/29/2010	11642.1	4794.56	14.3837
8/30/2010	11640.6	4793.75	14.3813
8/31/2010	11639	4792.94	14.3788
9/1/2010	11637.4	4792.13	14.3764
9/2/2010	11635.9	4791.32	14.374
9/3/2010	11634.3	4790.51	14.3715
9/4/2010	11632.7	4789.71	14.3691

9/5/2010	11631.2	4788.9	14.3667
9/6/2010	11629.6	4788.09	14.3643
9/7/2010	11628	4787.28	14.3618
9/8/2010	11626.5	4786.47	14.3594
9/9/2010	11624.9	4785.67	14.357
9/10/2010	11623.3	4784.86	14.3546
9/11/2010	11621.8	4784.05	14.3522
9/12/2010	11620.2	4783.24	14.3497
9/13/2010	11618.6	4782.44	14.3473
9/14/2010	11617.1	4781.63	14.3449
9/15/2010	11615.5	4780.82	14.3425
9/16/2010	11614	4780.02	14.3401
9/17/2010	11612.4	4779.21	14.3376
9/18/2010	11610.8	4778.41	14.3352
9/19/2010	11609.3	4777.6	14.3328
9/20/2010	11607.7	4776.8	14.3304
9/21/2010	11606.2	4775.99	14.328
9/22/2010	11604.6	4775.19	14.3256
9/23/2010	11603	4774.38	14.3231
9/24/2010	11601.5	4773.58	14.3207
9/25/2010	11599.9	4772.77	14.3183
9/26/2010	11598.4	4771.97	14.3159
9/27/2010	11596.8	4771.17	14.3135
9/28/2010	11595.3	4770.36	14.3111
9/29/2010	11593.7	4769.56	14.3087
9/30/2010	11592.2	4768.76	14.3063
10/1/2010	11590.6	4767.96	14.3039
10/2/2010	11589	4767.15	14.3015
10/3/2010	11587.5	4766.35	14.2991
10/4/2010	11585.9	4765.55	14.2966
10/5/2010	11584.4	4764.75	14.2942
10/6/2010	11582.8	4763.95	14.2918
10/7/2010	11581.3	4763.15	14.2894
10/8/2010	11579.7	4762.34	14.287
10/9/2010	11578.2	4761.54	14.2846
#####	11576.6	4760.74	14.2822
#####	11575.1	4759.94	14.2798
#####	11573.5	4759.14	14.2774
#####	11572	4758.34	14.275
#####	11570.4	4757.54	14.2726
#####	11568.9	4756.74	14.2702
#####	11567.3	4755.94	14.2678
#####	11565.8	4755.15	14.2654
#####	11564.2	4754.35	14.263
#####	11562.7	4753.55	14.2606
#####	11561.2	4752.75	14.2582
#####	11559.6	4751.95	14.2559
#####	11558.1	4751.15	14.2535
#####	11556.5	4750.36	14.2511
#####	11555	4749.56	14.2487
#####	11553.4	4748.76	14.2463

#####	11551.9	4747.96	14.2439
#####	11550.3	4747.17	14.2415
#####	11548.8	4746.37	14.2391
#####	11547.3	4745.57	14.2367
#####	11545.7	4744.78	14.2343
#####	11544.2	4743.98	14.2319
11/1/2010	11542.6	4743.19	14.2296
11/2/2010	11541.1	4742.39	14.2272
11/3/2010	11539.6	4741.6	14.2248
11/4/2010	11538	4740.8	14.2224
11/5/2010	11536.5	4740.01	14.22
11/6/2010	11534.9	4739.21	14.2176
11/7/2010	11533.4	4738.42	14.2153
11/8/2010	11531.9	4737.62	14.2129
11/9/2010	11530.3	4736.83	14.2105
#####	11528.8	4736.04	14.2081
#####	11527.3	4735.24	14.2057
#####	11525.7	4734.45	14.2034
#####	11524.2	4733.66	14.201
#####	11522.6	4732.87	14.1986
#####	11521.1	4732.07	14.1962
#####	11519.6	4731.28	14.1938
#####	11518	4730.49	14.1915
#####	11516.5	4729.7	14.1891
#####	11515	4728.9	14.1867
#####	11513.4	4728.11	14.1843
#####	11511.9	4727.32	14.182
#####	11510.4	4726.53	14.1796
#####	11508.9	4725.74	14.1772
#####	11507.3	4724.95	14.1749
#####	11505.8	4724.16	14.1725
#####	11504.3	4723.37	14.1701
#####	11502.7	4722.58	14.1677
#####	11501.2	4721.79	14.1654
#####	11499.7	4721	14.163
#####	11498.1	4720.21	14.1606
12/1/2010	11496.6	4719.42	14.1583
12/2/2010	11495.1	4718.64	14.1559
12/3/2010	11493.6	4717.85	14.1535
12/4/2010	11492	4717.06	14.1512
12/5/2010	11490.5	4716.27	14.1488
12/6/2010	11489	4715.48	14.1464
12/7/2010	11487.5	4714.7	14.1441
12/8/2010	11485.9	4713.91	14.1417
12/9/2010	11484.4	4713.12	14.1394
#####	11482.9	4712.33	14.137
#####	11481.4	4711.55	14.1346
#####	11479.8	4710.76	14.1323
#####	11478.3	4709.97	14.1299
#####	11476.8	4709.19	14.1276
#####	11475.3	4708.4	14.1252

#####	11473.8	4707.62	14.1229
#####	11472.2	4706.83	14.1205
#####	11470.7	4706.05	14.1181
#####	11469.2	4705.26	14.1158
#####	11467.7	4704.48	14.1134
#####	11466.2	4703.69	14.1111
#####	11464.6	4702.91	14.1087
#####	11463.1	4702.12	14.1064
#####	11461.6	4701.34	14.104
#####	11460.1	4700.56	14.1017
#####	11458.6	4699.77	14.0993
#####	11457.1	4698.99	14.097
#####	11455.5	4698.21	14.0946
#####	11454	4697.43	14.0923
#####	11452.5	4696.64	14.0899
#####	11451	4696.64	14.0899

